

Broadening Opportunities for Outstanding young researchers and doctoral students in Strategic areas (BOOST)

Fostering Researchers in Emerging AI Program (Support for Young Researchers)

Research Application via “The Cross-ministerial R&D Management System (e-Rad)”

**Notice: There may be some instructions or menus described only in Japanese, so in that case, please get support from Japanese speakers at your research institution.*

1. [Registration of research institution and researcher information](#)

If you do not have a login ID or password, you need to register with your research institution's administrative staff.

* Since the e-Rad system is designated for Japanese research institutions, so there is no English manual for research institution registration.

2. [Input of information related to research integrity](#)

If you have not registered since the e-Rad system was revised (after March 15, 2022), please be sure to do so. It is not necessary if you have already registered.

3. [Obtaining Application Guidelines and Research Proposal Forms](#)

Check the list of open calls for applications on the e-Rad portal site and download the application guidelines and research proposal form.

4. [Creation of Research Proposal / Reference Materials](#)

Please create your research proposal PDF with a file size of 3 MB or less.

5. [Input Application information to e-Rad](#)

Enter your application information into e-Rad. It takes approximately 60 minutes to complete.

6. [Research Application Submission](#)

Upload and submit your research proposal.

Reference information

[In case of Research Integrity Error Occurrence](#)

[Application Information Status Check](#)

[Acceptance of Research Proposal by JST](#)

[About “Temporarily Saving“ Application Information and “Resuming Input“](#)

[About “Pulling Back“ for Submitted Application Correction](#)

1. Registration of research institution and researcher information

Research institutions and affiliated researchers must be registered by the time of application. (If you have already registered, you do not need to register again).

Please complete the registration process at least two weeks in advance.

[Research institution registration]

Your research institution must be registered in e-Rad system by the time of application. Please assign one person in your research institution to be the administrative representative for e-Rad, and complete the procedures at the “Application for Research Institution Registration” (<https://www.e-rad.go.jp/organ/entry.html> --- This application web site is only in Japanese).

*If the applicant is affiliated with an overseas research institution, the research institution will be registered with JST after adoption. Please proceed to the application screen with no affiliation registered in your researcher ID on e-Rad system, and enter the name of your affiliated institution in the [“Entries specific to the program”](#) tab. However, even in this case, at first, the applicant must obtain an e-Rad login ID and password as described below.

[Registration of researcher information]

Applicants must register their researcher information in e-Rad system and obtain their login ID and Password in advance. (If you have already registered in e-Rad system for another application, you do not need to re-register.)

The procedure to obtain a login ID and password is as follows. For details, please refer to the e-Rad portal site.

1) Researchers affiliated with domestic research institutions

Please complete the procedure from “How to register affiliated researchers” for research institutions (<https://www.e-rad.go.jp/organ/regist.html> --- This application web site is only in Japanese).

Registration Operator: Administrative staff at the research institution

Registration details: Research institution and researcher information

2) Researchers affiliated with overseas research institutions or researchers not affiliated with research institutions

Please follow the procedures for “How to Register (for researchers)”

(<https://www.e-rad.go.jp/en/researcher/index.html>).

Registration Operator: Applicant himself/herself

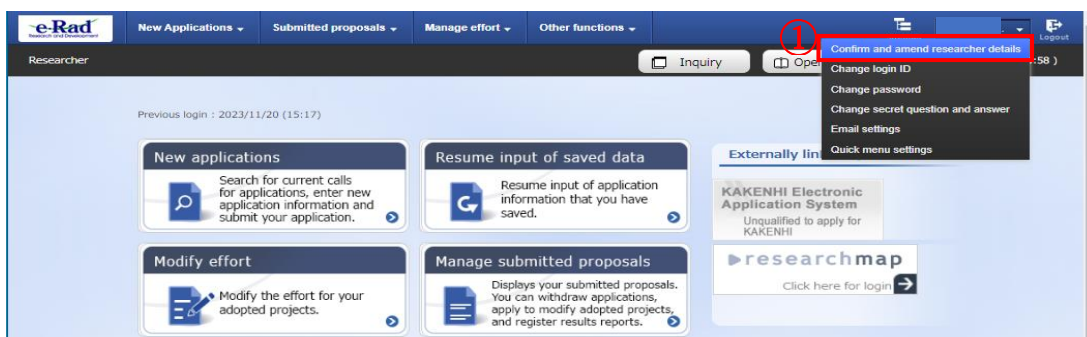
Registration details: Researcher information

2. Input of information related to research integrity

* If you have not registered since the e-Rad system was revised (after March 15, 2022), please be sure to do so. If you have already registered, it is not necessary.

In accordance with the revision of guidelines regarding competitive research funds on December 17, 2021, for the purpose to eliminate unreasonable duplication and excessive concentration of competitive research funds and ensure appropriate transparency and effort in research activities, call for proposals of competitive research funds, it is required to check the current application and acceptance status of competitive research funds and other research funds (program name, research topic, implementation period, budget amount, effort, etc.), as well as all current affiliated institutions and positions (concurrent employment, participation in foreign recruitment programs, emeritus professorships without employment contracts, etc.).

- ① Select and click [Confirm and amend researcher details] from the pull-down menu on the researcher's name at the top right of the e-Rad top screen.



- ② Click the [Main research institution] tab on the “Modify Researcher Details” screen appears next.

Modify Researcher Details

Register researcher.

Basic information Research area **Main research institution**

Affiliated research institution

Affiliation details can be managed only by the administrative manager or administrative contributory of the institution. Ask them for amendment if you notice any incorrection.

Date of appointment	Research institution code Research institution	Type of employment	Resource for employment	Fixed term	Main research institution	Allow changes of your main institution by other affiliated institutions (value) Allow, Do not allow	Eligibility to apply for KAKENHI	Date of registration of appointment	Department code Department name	Position (Class)	Main department	Cooperation target
20230401	10001 00001 テスト		Employment through sta					20230401	340 JST	教授 (Profe		

③ Please fill in the necessary information in the field for “(1) Research expenses other than e-Rad”, “(2) Side business, participation in a foreign recruitment program, or an emeritus professor without an employment contract, etc.”

* There is no need to enter research funds registered in e-Rad for ongoing projects, research funds currently being applied for, and research funds scheduled to be accepted (adopted).

* “Research expenses other than e-Rad” are research expenses that fall under (A) or (B) below.

(A): Items that are not competitive research funds.

(B): Items that are under competitive research funding but have not been applied for through e-Rad.

④ If there are any applicable items, click [Add line] in the “Status of research expenses outside e-Rad and status of notification to job titles and affiliated institutions” section to add a line and enter it.

⑤ After confirming that you have properly reported the above information to your affiliated institution, please check the “(3) Pledge Status” checkbox. **If there is nothing declare on (1) or (2), please also check this “(3) Pledge Status” checkbox.**

*** This part is required for everything. If no check mark, you cannot apply.**

③ Input

Status of research expenses outside e-Rad and status of notification to job titles and affiliated institutions

(1) Research expenses other than e-Rad

Kind of Contract	Partner institution(Country name of the partner institution) Funding system (Research period)	Research subject name	Budget amount	Effort (%)	Whether or not a confidentiality agreement concluded	Delete	
<input type="text" value="Select"/>	<input type="text" value="Select"/> (<input type="text"/> Year <input type="text"/> Month <input type="text"/> Year <input type="text"/> Month a ~ a h)	<input type="text"/>	<input type="text"/> <input type="button" value="Yes"/> <input type="button" value="Other"/>	<input type="text"/>	<input type="text"/>	<input type="text" value="No"/>	<input type="checkbox"/>

④

(2) Organizations you belong to and your positions (including concurrent positions, participation in a foreign recruitment program, position of professor emeritus without employment contract)

Side business, participation in a foreign recruitment program, or an emeritus professor without an employment contract, etc.	Location of partner institution	Delete
<input type="text"/>	<input type="text" value="Select"/>	<input type="checkbox"/>

④

(3) Pledge status

Information necessary to ensure transparency in all research activities in which you are involved, including support for facilities and equipment other than donations and funds. Are you properly reporting to your institution based on relevant regulations?

Reported ⑤ **Must be checked.**

【Input example】

Status of research expenses outside e-Rad and status of notification to job titles and affiliated institutions

(1) Research expenses other than e-Rad

Kind of Contract	Partner institution(Country name of the partner institution) Funding system Research subject name (Research period)	Budget amount	Effort (%)	Whether or not a confidentiality agreement concluded	Delete
Subsidy	研究機関A シンガポール 制度1 ××についての研究 (2019 / 04 ~ 2025 / 03)	100,000,000 Yen ex)JPY	10	No	<input checked="" type="radio"/> Not deleted <input type="radio"/> Delete(typing error) <input type="radio"/> Delete(End contract)
Grant	研究機関B インド 制度2 △△についての研究 (2017 / 10 ~ 2027 / 09)	100,000,000 Yen ex)JPY	10	No	<input checked="" type="radio"/> Not deleted <input type="radio"/> Delete(typing error) <input type="radio"/> Delete(End contract)
Joint research exp	Partner institution Select Funding system Research subject name (YYYY / MM ~ YYYY / MM)	ex)123,456,789 Yen ex)JPY	10	Yes	<input checked="" type="radio"/> Not deleted <input type="radio"/> Delete(typing error) <input type="radio"/> Delete(End contract)

[Add line](#)

(2) Organizations you belong to and your positions (including concurrent positions, participation in a foreign recruitment program, position of professor emeritus without employment contract)

Side business, participation in a foreign recruitment program, or an emeritus professor without an employment contract, etc.	Location of partner institution	Delete
〇〇大学 名誉教授	日本	<input checked="" type="radio"/> Not deleted <input type="radio"/> Delete(typing error) <input type="radio"/> Delete(End contract)

[Add line](#)

(3) Pledge status
Information necessary to ensure transparency in all research activities in which you are involved, including support for facilities and equipment other than donations and funds. Are you properly reporting to your institution based on relevant regulations?

Reported

* If you select “Yes” in the “Whether or not a confidentiality agreement concluded” column, no input other than effort is required.

* Please make sure that the total effort does not exceed 100%. Also note that there is no problem even if the information does not match, such as less than what is stated in “Information on Other Supports” (Form 6) in the “Research Proposal”. For the effort value, the description in the Research Proposal is treated as the right information.

* If you wish to delete information you have entered, select the item you wish to delete and click “Register” to update it. (Deletion history will not be displayed.)

* Please be sure to check the “(3) Pledge status” as Reported in the checkbox.

- ⑥ All information has been entered, click [Register].

Status of research expenses outside e-Rad and status of notification to job titles and affiliated institutions

(1) Research expenses other than e-Rad

Kind of Contract	Partner institution(Country name of the partner institution) Funding system Research subject name (Research period)	Budget amount	Effort (%)	Whether or not a confidentiality agreement concluded	Delete
Subsidy	研究機関A シンガポール 制度1 ××についての研究 (2019 / 04 ~ 2025 / 03)	100,000,000 Yes ex)JPY	10	No	<input checked="" type="radio"/> Not deleted <input type="radio"/> Delete(typing error) <input type="radio"/> Delete(End contract)
Grant	研究機関B インド 制度2 △△についての研究 (2017 / 10 ~ 2027 / 09)	100,000,000 Yes ex)JPY	10	No	<input checked="" type="radio"/> Not deleted <input type="radio"/> Delete(typing error) <input type="radio"/> Delete(End contract)
Joint research exp.	Partner institution Select Funding system Research subject name (YYYY / MM ~ YYYY / MM)	ex)123,456,789 Yes ex)JPY	10	Yes	<input checked="" type="radio"/> Not deleted <input type="radio"/> Delete(typing error) <input type="radio"/> Delete(End contract)

[Add line](#)

(2) Organizations you belong to and your positions (including concurrent positions, participation in a foreign recruitment program, position of professor emeritus without employment contract)

Side business, participation in a foreign recruitment program, or an emeritus professor without an employment contract, etc.	Location of partner institution	Delete
○大学 名誉教授	日本	<input checked="" type="radio"/> Not deleted <input type="radio"/> Delete(typing error) <input type="radio"/> Delete(End contract)

[Add line](#)

(3) Pledge status
Information necessary to ensure transparency in all research activities in which you are involved, including support for facilities and equipment other than donations and funds. Are you properly reporting to your institution based on relevant regulations?

Reported

⑥ [Register >](#)

- ⑦ The question “Register for this content. Do you want to proceed?” is displayed, so click [OK].

Question [X]

? Register for this content. Do you want to proceed?
Press OK to complete the registration. If you choose to send an email, the email will be sent to your audience. To confirm the contents of the entry before registering, please press Cancel to return to the registration screen.

⑦

Cancel **OK**

When the input is completed, “Complete amendment of researcher details” is displayed.

Complete amendment of researcher details

i The researcher details have been corrected.

3. Obtaining Application Guidelines and Research Proposal Forms

Application Guidelines and Research Proposal forms can be downloaded from HP of BOOST:

<https://www.jst.go.jp/program/boost/yr/call/index.html>

< How to check the information on e-Rad >

① Click [Log In] at the top right of the e-Rad portal site screen.

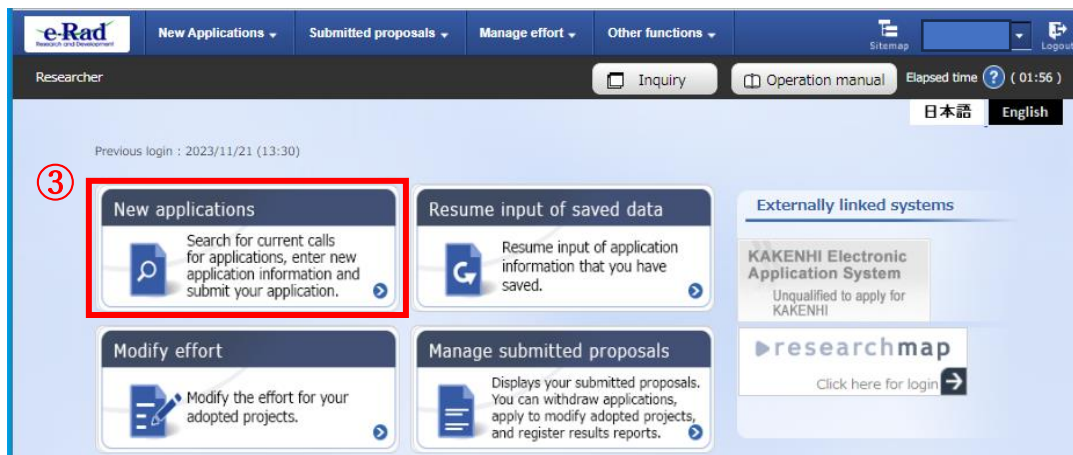
② Login with the proposer's login ID and password.

*After that, the logged-in researcher information will be automatically displayed in the researcher column in the upper right corner.

*When logging in for the first time, initial settings are required.



③ Click [New applications] on the quick menu.



- ④ Enter “BOOST” onto [Search category/search text] under [Search Conditions] to find this program.
- ⑤ Click on the name of this program “BOOST Fostering Researchers in Emerging AI Program (Support for Young Researchers) FY2026” and move to the “Details of Call for Application” page.

Current Calls for Applications

You can search and apply for current calls for Applications.

Search conditions

Search category/search text

Title of call for applica

BOOST

[Partial match]

Number of displayed items

100

▼Display advanced search conditions

Clear search conditions
Search

Current Calls for Applications

- Click the "title of call for Application" link for details.
- Click the "Apply" button to apply for the call of Application.

[Download search results](#)

1 to 1 items (total 1 items)

Application year (fiscal year)	Funding agency	Title of call for Application	Application unit	Requirement of institution's approval	Deadline	Deadline within your institution	Application
2027	Japan Science and Technology Agency	BOOST Fostering Researchers in Emerging AI Program (Support for Young Researchers) FY2026	Researcher unit	Unnecessary	2026/06/01 12:00		<div style="background-color: #2c5e8c; color: white; padding: 5px 10px; border: 1px solid #ccc;">Apply ></div>

1 to 1 items (total 1 items)

[Download search results](#)

■ “Details of Call for Applications” page

Click on [URL for Application Guidelines] and [URL for Application Form], and on the page you will be redirected to, download the application guidelines and research proposal form.

***Please be sure to use the forms specified for this program.**

The screenshot shows a web page titled "Details of Call for Applications" with three navigation tabs: "Basic information", "Further details", and "Specific information from your institution". The "Basic information" section is active and contains a table with the following data:

Basic information	
Funding agency	Japan Science and Technology Agency
subcontract - Joint research costs	
URL for Funding Project	
URL for Application Guidelines	https://www.jst.go.jp/program/boost/yr/call/index.html
URL for status of previously successful grant(s)	

The "Further details" section is also visible and contains a table with the following data:

Further details	
Application Form	Application Form (Download)
URL	https://www.jst.go.jp/program/boost/yr/call/index.html
Operating Manual specific to this program	

Red boxes in the original image highlight the "URL for Application Guidelines" link in the "Basic information" section and the "Application Form" and "URL" links in the "Further details" section.

4. Creation of Research Proposal/Reference Materials

- When preparing a research proposal, please carefully check the application guidelines.
- Research proposals must be converted to PDF format before being uploaded to e-Rad. As of March 2026, **the PDF conversion function on e-Rad has been discontinued. Please convert form files to be submitted using the applications you have. Be sure that the text you copy and paste from the PDF reader screen does not become garbled. When converting to PDF using some applications, the text embedded in the PDF may not have the proper character code.**

Points to note when creating

* For details, please refer to the “Operation manual”

https://www.e-rad.go.jp/en/manual/01-1_EN.pdf

- Please check the confirmed operating environment when logging into e-Rad. The supported operating environments for e-Rad are Firefox, Chrome, Edge, and Safari. (* IE cannot be used.)
- Please keep the size of the research proposal converted to PDF within 3 MB.
- Please delete the revision history before converting the PDF.
- Please do not set a password for the research proposal PDF.
- Please check whether the page numbers are correctly assigned to the PDF converted file.
- Be sure to check the converted PDF file. If you use external characters or special characters, the characters may become garbled on a page or file basis.

- In addition, if you fall under ② or ③ in “2.6.1 Requirements for Applicants” f. of the Application Guidelines, you will also need to submit copies of Certificate Documents (PDF).

5. Input Application information to e-Rad

- Enter “BOOST” in the “Search category/search text” field under “Search conditions” and click the “Apply” button for the Title of Call for Application, “BOOST Fostering Researchers in Emerging AI Program (Support for Young Researchers) FY2026”.

Current Calls for Applications
You can search and apply for current calls for Applications.

Search conditions

Search category/search text: Title of call for applica | BOOST [Partial match]

Number of displayed items: 100

▼ Display advanced search conditions

Clear search conditions | Search

Current Calls for Applications

• Click the "title of call for Application" link for details.
• Click the "Apply" button to apply for the call of Application.

1 to 1 items (total 1 items) [Download search results](#)

Application year (fiscal year)	Funding agency	Title of call for Application	Application unit ?	Requirement of institution's approval ?	Deadline	Deadline within your institution ?	Application
2027	Japan Science and Technology Agency	BOOST Fostering Researchers in Emerging AI Program (Support for Young Researchers) FY2026	Researcher unit	Unnecessary	2026/06/01 12:00	①	Apply >

1 to 1 items (total 1 items) [Download search results](#)

- Please read the notes carefully before applying, and then click the [Agree and apply] button at the bottom right of the screen.

Instructions for Applications
Before applying for this grant, please read the following instructions and click the "Agree and apply" button.

Please read the following instructions before applying

1. Researchers themselves may not be able to apply according to the classification of the "application unit".
There are two categories of "Researcher unit" and "Research institution unit" as "application unit" in public offering.
※ Units for public offering can be confirmed in the "Application unit" column on the "Public public offering list" screen (previous screen on this screen).

Application year (fiscal year)	Funding agency	Title of call for Application	Application unit ?
2017	○○○Corporation	○○○Joint research	Researcher unit
2017	○○○Corporation	○○○Research Support	Research institution unit

In the case of [Researcher unit]
Researchers can apply.

In the case of [Research institution unit]
This is an open call for applications from administrative representatives of research institutions.
Researchers cannot apply.

※ When applying for "Research institution unit", please contact the administrative representative of the research institution or clerical worker to which you belong.

Check the operating system of your computer
Check that your computer's OS, browser, etc. meet the operation confirmed environments before applying.
* Unexpected errors may occur in other operating environments.

Back | [Agree and apply >](#)

■ Enter the various information required to apply.

③ Please enter the “Title of Research Project” described in the “Research Proposal (Form 1)” in [Project Title].

*The research project title will be published when the selected applicants are announced.

*If you submit the proposal in English, please also write the Research Project Title in Japanese. If you are unable to write both due to character restrictions, please write only in English on e-Rad. Even in that case, please write both English and Japanese in the Research Proposal PDF.

④ Select [Not Open] for “Publish to Funding Agency.”

⑤ This screen is organized into tabs, and you can move between tabs and enter information by clicking on the tab name.

[Entering the “Basic information” tab](#)

[Enter the “Research costs / Project members” tab](#)

[Input in the “Entries specific to the program” tab](#)

[“Status of application and approved projects” tab](#)

Apply (Register new application)

Enter application details.
The input screen is divided into tabs. Click each tab to display the corresponding input fields.
*Complete all fields required in each tab and click "Register".

You can refer to and obtain the application proposal file (PDF) to be submitted by clicking the "Preview application content proposal" button. If you want to refer to and obtain the application proposal file (PDF) after submission, select the target application from the menu "Submitted Assignments> Assignment List".

The effort set for a project currently being applied for will not be added to the researcher's overall effort at the time of application.
If your project is approved, you will need to incorporate the effort of this project into your overall effort, so please change it so that it includes this project and makes up 100% according to the notification from e-Rad at the time of approval.
For details, please refer to the materials on the concept of effort posted on the effort settings screen.

Application Year/Title of call for Application: FY 2027 / BOOST Fostering Researchers in Emerging AI Program (Support for Young Researchers) FY2026

③ Project ID/Project title Required / Within 100 characters

④ Publish to Funding agency Required Open NotOpen

⑤ Basic information | Research costs/Project members | Entries specific to the program | Status of applications and approved projects

Basic information

Research period - start year to end year Required Minimum research period: 1years Maximum research period: 6years (Start) [] to (End) []

Research field (main) | Research contents Required

“Basic information” tab

■ Basic information

Please enter the information with following the table below and refer to the next pages as well.

Research period (start)	2027 (FY)
Research period (end)	2031 (FY)
Research field (main/secondary)/research content	<p>Click “Search research content” and select the research field/research content that corresponds to the proposal you are applying for from the search list on a separate screen.</p> <p>* It is required for evaluation, please <u>be sure to enter research field (secondary)</u>. It is OK that same research field can be selected both into main research field and secondary.</p> <p>* If “Humanities & Social Sciences” or “Other” is entered into research field (main), <u>please choose one from NOT “Humanities & Social Sciences” nor “Others” into research field (secondary).</u></p> <p>* <u>If “Humanities & Social Sciences” or “Other” are entered into both research field (main) and (secondary), this application will NOT be accepted</u>, so please be careful about it.</p>
Research field (main/secondary)/keywords	Please enter one keyword per line. Add rows as necessary.
Purpose of research	Please write “ Refer to the Research Proposal. ” *Please do not upload files here.
Research summary	Please write “ Refer to the Research Proposal. ” *Please do not upload files here.

* Please do not upload any files to the red cross-hatched section indicated in the figure below.

The image shows a web form for a research application. At the top, there are four tabs: 'Basic information', 'Research costs/Project members', 'Entries specific to the program', and 'Status of applications and approved projects'. The 'Basic information' tab is active. Below the tabs, there are several input fields: 'Research period - start year to end year' (with 'Required' and 'Minimum research period: 1 years Maximum research period: 6 years'), 'Research field (main)' (with 'Required' and a search button), and 'Keyword' (with 'Required' and a 'Delete' button). A large black bracket highlights the 'Research field (main)' and 'Keyword' sections. Below this, there is a section for 'Purpose of research' and 'Abstract', both with character limits. Two file upload sections are shown, each with a table of columns: 'Name', 'Format', 'Size', and 'File name'. The first section is for 'Research purpose file' and the second is for 'Research summary file'. Both sections are highlighted with a red dashed border and a white box with the text 'Do not use.' is placed over the 'Format' column of each table. The 'Upload' button is visible at the bottom of each section.

Name	Format	Size	File name
Research purpose file	[PDF F]		

Do not use.

Name	Format	Size	File name
Research summary file	[PDF F]		

Do not use.

■ Security Export Control System

All public solicitations in the FY 2026 are subject to the requirements of security management.

(The detail of Security Export Control in Japan: <https://www.meti.go.jp/policy/anpo/englishpage.html>)

Please verify the content described in this section.

Furthermore, if you answer ‘yes’ to this section, indicating that the establishment of security export control system is required at your affiliated institution, please consult with the administrative department responsible for such matters at your institution after completing the application submission process on the e-Rad.

Note: If your institution has already established a security export control system, this item will not be displayed.

Security Export Control

If this program is subject to security export control in Japan requirements and your research institution does not yet have security export control measures in place, please answer the following questions.
(If applicable, a message will be displayed at the top of this application screen stating that the recruitment is subject to security export control requirements. For details on security export control in Japan, please check the following URL. <https://www.meti.go.jp/policy/anpo/gaiyou.html>)

"Do you have any plans or intentions to export the goods or technology that you acquired or will acquire through this public offering and that fall under the list regulations of the Foreign Exchange and Foreign Trade Act or provide the technology?
Or, do you have any plans or intentions to export or provide any goods or technologies that you already own that fall under list regulations in connection with this project?"

The provision of technology includes not only the provision of technology overseas, but also the provision of technology domestically to non-residents, and domestic provision to residents who are significantly affected by non-residents."

If you answered "Yes" to the question and the security export control system of your research institution is not yet developed or is currently being developed, It is necessary to institution by the following matter whichever comes first.
1. Carry out "export, etc." as stipulated in Article 55-10, Paragraph 1 of the Foreign Exchange and Foreign Trade Act.
2. End of this project

It is necessary to submit a written oath to the effect. (Please check with the administrative department of your affiliated research institution regarding the status of the security export control system development and the submission of a pledge.)

Whether there is a plan to export list-controlled goods or provide technology ? Yes No

■ Basic information – Application documents

[Application Details File]

Click “Browse”, select the proposal PDF, and click “Upload”.

[Reference Data]

If any of the following apply “f. ② or ③” in “2.6.1 Requirements for Applicants” of the Application Guidelines, please be sure to upload copies of certified documents (PDF).

Basic information - Application documents

Name	Format	Size	File name	Delete
application details file Required	[PDF (PDF)]	10MB	<input type="text"/> Browse Clear Delete	
+ Add line Delete selected line				
reference data	Copy of certification documents if you meet "2.6.1 Requirements for Applicants" -f. 2 or 3	[PDF (PDF)]	10MB <input type="text"/> Browse Clear Delete	

Upload

*Each PDF file shall be 3MB or less.

<Important> About entering research field (main) and research field (secondary)

- **Please be sure to specify your research field (main) and research field (secondary) as they are required for the review <Applies to all>.**

It is acceptable for your research field (main) and research field (secondary) to be the same.

- If you register a field code belonging to “Humanities & Social Sciences” or “Other” as your research field (main), research field (secondary) shall be fulfilled by a field code other than “Humanities & Social Sciences“ nor “Other”. Your proposal will NOT be accepted with following the abovementioned manner.

Furthermore, your proposal will also NOT be accepted if you register a field code belonging to the “Humanities & Social Sciences” or “Other” fields into both your research field (main) and research field (secondary).

- The research field (secondary) is an optional field in the e-Rad system and no errors will be generated if you do not enter it, however, please be sure to enter it as it is required for the reviewing.

(Please check the input example on the next page for specific examples.)

[Input example]

(Acceptable case 1)

Research field (main) 03070 Museology

Research field (secondary) 48010 Anatomy

(main) is "Humanities & Social Sciences"
(secondary) is anything other than
"Humanities & Social Sciences" or "Others"
⇒ This is fine.

(Acceptable case 2)

Research field (main) 59010 Rehabilitation science

Research field (secondary) 59010 Rehabilitation science

(main) is anything other than "Humanities &
Social Sciences" or "Other".
(secondary) is same as (main).
⇒ This is fine.

(NOT acceptable 1)

Research field (main) 04030

Cultural anthropology and folklore

Research field (secondary) 99999 Others

(main) is "Humanities & Social Sciences"
(secondary) is "Others"
⇒ Please select from the field other than
"Humanities & Social Sciences" nor "Others"
into either (main) or (secondary).

(NOT acceptable 2)

Research field (main) 90030 Cognitive science

Research field (minor) 10010 Social psychology

(main) is "Humanities & Social Sciences"
(secondary) is "Humanities & Social Sciences"
⇒ Please select from the field other than
"Humanities & Social Sciences" nor "Others"
into either (main) or (secondary).

(NOT acceptable 3)

Research field (main) 09050 Tertiary education

Research field (minor) <not specified>

(main) is "Humanities & Social Sciences"
(secondary) no entry
⇒ Please input (secondary) from the field other
than "Humanities & Social Sciences" nor
"Others".

“Research costs / Project members” tab

■ Research Costs

According to the table below, please fill in [2. Cost breakdown for each fiscal year].

*Please clarify [1. Maximum and minimum for each cost item].

*If you do not first enter [Basic information/Research period] in the “Basic information” tab, you cannot be able to enter Research Costs by fiscal year.

*The frame in [2. Cost breakdown for each fiscal year] is displayed according to the research period entered in the “Basic information” tab. In particular, the frames for the third and subsequent fiscal years may be hidden, so please move the horizontal scroll bar to the right to display them.

Direct Cost	<p><u>Total Research Cost</u> (in thousands of yen for each fiscal year) for the “Research Proposal”, “Research Cost Plan” (Form 4).</p> <p>*Breakdown of Direct Cost is not required for e-Rad entry.</p>
Indirect Cost	<p><u>“0” (thousand yen) for all years.</u></p> <p>*For system reasons, please set it to 0 yen.</p> <p>*Actually, based on the Research Contract, in addition to the Research Costs (Direct Cost), Indirect Cost up to 30% of the Direct Cost will be paid to the research institution where the research is carried out.</p>

*To enter data for the next fiscal year or later, move the slide bar at the bottom of the screen.

Basic information | **Research costs/Project members** | Entries specific to the program | Status of applications and approved projects

Research costs

Input costs for each fiscal year.
Fill out "2. Breakdown for each fiscal year" with checking "1. Maximum and minimum for each cost item".

1. Maximum and minimum for each cost item

	Maximum	Minimum
Direct costs	50,000,000 円	(Not set)
Indirect costs	(Direct costs30%)	-

2. Cost breakdown for each fiscal year

Major items	FY 2027	FY 2028	Total
Direct costs Required	<input type="text"/> ,000 yen	<input type="text"/> ,000 yen	0 yen
間接経費 (Within The Costs30%) Please enter "0" here Required	<input type="text"/> ,000 yen	<input type="text"/> ,000 yen	0 yen
Total	0 yen	0 yen	0 yen

■ Project members

Please fill in [2. Input details of project members] according to the table below.

* For effort, please enter the percentage of time that you will dedicate to your proposed research, assuming that your proposal is accepted and your total work hours from April 2027 to March 2028 are set at 100.

Research Institute	If the cross-appointment has already been made by the time of the application deadline, <u>please apply as an affiliation of the institution where the research will be carried out.</u> <u>If the cross-appointment institution has not been decided or is being arranged, please select the institution or department of the cross-appointment originating institution.</u>
Specialized field	Please enter it simply.
Degree/ Date of Acquisition	Please confirm that the contents are correct and <u>click the check button.</u>
Division of Roles	Enter <u>“PI”</u> .
Direct Costs	<u>Research Costs for the first fiscal year (FY2027) (in thousands of yen).</u> * Breakdown of direct expenses is not required.
Indirect Costs	Enter <u>“0” (thousand yen).</u>
Effort	Same value in the “Availability of funding under other systems” (Form 6) in “Research Proposal.”

The screenshot shows a web application interface with a navigation bar at the top containing: Basic information, Research costs/Project members, Entries specific to the program, and Status of applications and approved projects. The main content area is titled 'Research costs' and contains a section '2. Input details of project members' highlighted with a red border. Below this section is a table for entering researcher details.

Search researchers	Researcher number Date of birth Name(age)	Research institution Department Position / class <small>Required</small>	Specialized field Academic degree / Date of degree acquisition / University Role in this project <small>Required</small>	Direct costs Indirect costs <small>Required</small>	Effort (%) <small>Required</small>	Viewing /editing authority	Delete	Transfer
	Representative 40959433 1989/05/01 Kokkasenryaku wakate (34age)	testKenkyuKika JSTテスト部 教授/Professor class	<input type="checkbox"/> Doctorate (Doctor of Philosophy) · 2019/03/31	<input type="text"/> ,000yen <input type="text"/> ,000yen	<input type="text"/>			

“Entries specific to the program” tab

Please enter according to the on-screen instructions. Put the cursor on a question mark (?) of the input item name to display help for each.

Points to note when entering “specific to the program” tab.

- For items marked [Confirm], please check the contents carefully and click the check button.
- For information on programs related to research ethics education, please refer to “4.1 Enrolling in and Completing the Educational Program on Research Integrity” of the Application Guidelines.

The screenshot shows a web form with several sections. A red border highlights the entire form area. Four red circles with numbers 1, 2, 3, and 4 are placed to the right of the form to indicate key sections:

- 1**: Points to the first three input fields: "Phone number (workplace)", "Phone number (private)", and "E-mail address".
- 2**: Points to the next four input fields: "Institution of Cross-appointment destination (Location of research conducted)", "Department name (if decided)", "Job title (if decided)", and "Job classification (if decided)".
- 3**: Points to the "Coordination status with cross-appointment destination institution" section, which includes three radio button options: "Already concluded the employment", "In negotiation with cross-appointment", and "Not negotiated yet".
- 4**: Points to the final four input fields: "Institution of Cross-appointment originating", "Department name", "Job title", and "Job classification".

① Research PI Contact Information

When JST contacts you, we will refer to this information. Please make sure there are no errors.

When entering your phone number, be sure to include a hyphen (-).

② Cross-appointment institution (place where research will be carried out and planned contract with JST)

The institution name, department, and position shall be the same as those on the cover page of the proposal (Form 1). Please fill in the correct form without abbreviations, such as “Graduate School XX Department XX” or “Specially Appointed Associate Professor.” Be careful not to skip to write the graduate school.

When describing the belonging affiliation, please state the next level above the smallest research unit such as

a laboratory or research team (department, major, etc.).

Select the position category and employment type from the list.

If it is undecided, write “Undecided” for the institution name and do not enter anything else.

③ Coordination status with cross-appointment institution

Please select one that applies.

Please use the same information as on the cover page of the proposal (Form 1).

④ Cross-appointment originating institution: Institution name, department, and position

Please use the same information as on the cover page of the proposal (Form 1). Please fill in the correct name without abbreviations, such as “Graduate school XX department XX” or “Specially appointed associate professor.” Please be careful not to skip to write the graduate school.

When describing the belonging affiliation, please state the next level above the smallest research unit such as a laboratory or research team (department, major, etc.).

Please select the position category and employment type from the list.

* If you make a new cross-appointment upon applying to this program (if you have not made a cross-appointment as of the application deadline), the location where the research will be carried out shall be the cross-appointment institution.

* If you have already made a cross-appointment at the time of the application deadline, you can choose the institution where you will carry out your research. In that case, please enter information about the institution where your research will be carried out in the “name of cross-appointment institution, department, and position (where you will conduct your research, and where you will enter into a contract with JST)” field, and enter information about the other institution in the “cross-appointment originating institution, department, and position” field.

Date of Ph.D.	Required	<input type="text"/>	⑤
[Confirm] "2.6.1 Requirements for Applicants" f. 1 to 3 in the Application Guidelines	Required	<input type="checkbox"/> I confirmed the requirements.	⑥

⑤ (Required) Confirmation for Application Guidelines, 2.6.1, Requirements for Applicants, f.

Please enter the date of doctoral degree acquisition, e.g., 2019/03/31 (YYYY/MM/DD)

⑥ (Required) Regarding Application Guidelines, 2.6.1, Requirements for Applicants, f.,

Please select the check box if you meet any of 1 through 3.

[Confirm] "3.7 Responsibilities of the Selected Researchers" in the Application Guidelines	Required	<input type="checkbox"/> I understood.	7
[Confirm] "3.8 Responsibilities of Research Institutions" in the Application Guidelines	Required	<input type="checkbox"/> I understood.	

- 7 Please check and understand the contents of “3.7 Responsibilities of Selected Researchers” and “3.8 Responsibilities of Research Institutions” in the application guidelines. If you understand them, please select the check box.

Enrolling in and Completing the Educational Program on Research Integrity	Required	<input type="radio"/> Completed at your institution <input type="radio"/> Completed in a JST program <input type="radio"/> Completed a digest version	8
[Confirm] "Guidelines for Responding to Misconduct in Research"	Required	<input type="checkbox"/> I promise to comply with them.	
[Confirm] Guidelines for the Management and Audit of Public Research Funds in Research Institutions	Required	<input type="checkbox"/> I promise to comply with them.	9
[Confirm] PI and participants will not engage in any misconduct or unauthorized use.	Required	<input type="checkbox"/> I promise it.	
[Confirm] There are no wrongdoing has taken place in the past research written in the proposal	Required	<input type="checkbox"/> I promise it.	

- 8 Please select the applicable item regarding whether you have taken or completed a program related to research ethics education.
- 9 Please select the check box if you can pledge to the four points listed in “h.” of the application guidelines “2.6.1 Requirements for Applicants.”

Are there any relevant conflicts of interest as stipulated in Application Guidelines, Chapter 2.8.3?	Required	<input type="radio"/> Yes <input type="radio"/> No	10
--	----------	---	----

- 10 Please select whether or not you meet the requirements for stakeholders set out in the application guidelines "2.8.3 Conflict of Interest Management". Please select the same as the selection made in the “Special Remarks” section of the proposal (Form 7).

Did you enter "Research field (secondary)" in "Basic information" tab? Required I did.

Did you select anything other than "Humanities & Social Sciences" or "Others" for "Research field"? ? I did.

11

- ⑪ There is a required **confirmation check (Required)** for your **“research field (secondary)”** and, **for those who selected a field code from “Humanities & Social Sciences” or “Others” as your “research field (main)”**, there is an optional confirmation check to ask, “Did you select anything other than “Humanities & Social Sciences” or “Others” for Research filed (secondary)?”

Please check to make sure you have completed to input information in both the research field (main) and the research field (secondary).

* Please note that if you are unable to complete the entry process, it is possible that you have missed this check.

“Status of application and approved projects” tab

There is no need to input data into e-Rad.

* Please write down into “Information on Other Supports” of “Application Research Proposal Form” (Form 6).

Basic information	Research costs/Project members	Entries specific to the program	Status of applications and approved projects		
Status of applications and approved projects					
Researcher name		Principal investigator			
Role in this project		Principal investigator			
(1) Research expenses under application					
Funding agency Funding program (Research period)	Title of call for application Project title (Principal Investigator Name Principal Research Institute Name)	Role	Research costs for Under application	Effort (%)	Reasons for applying for this research project in addition to other research funds and difference in research content.

No Input Required

6. Research Application Submission

- ① After carefully checking the input contents, click [Apply] at the bottom right of the screen.

Apply (Register new application)

Enter application details.
The input screen is divided into tabs.Click each tab to display the corresponding input fields.
*Complete all fields required in each tab and click "Register".

You can refer to and obtain the application proposal file (PDF) to be submitted by clicking the "Preview application content proposal" button. If you want to refer to and obtain the application proposal file (PDF) after submission, select the target application from the menu "Submitted Assignments> Assignment List".

The effort set for a project currently being applied for will not be added to the researcher's overall effort at the time of application.
If your project is approved, you will need to incorporate the effort of this project into your overall effort, so please change it so that it includes this project and makes up 100% according to the notification from e-Rad at the time of approval.
For details, please refer to the materials on the concept of effort posted on the effort settings screen.

Application Year./Title of call for Application: FY 2027 / BOOST Fostering Researchers in Emerging AI Program (Support for Young Researchers) FY2026

Project ID./Project title: Within 100 characters

Publish to Funding agency: Open NotOpen

Basic information | Research costs/Project members | Entries specific to the program | Status of applications and approved projects

Basic information

Research period - start year to end year: Minimum research period:1years Maximum research period:6years (Start) to (End)

Research field (main): Research contents:

Search Research contents

Back Copy previous project Save Preview project proposal **Apply >**

- ② The following screen will be displayed, so click OK.
(It may take some time to complete.)

Question

Have you checked in the PDF the application content by pressing the "preview of the application content proposal" button? Are you sure you want to submit this content? Press OK to complete the submission and send an email to the subject. To confirm the contents of the entry before registering, please press Cancel to

Cancel **OK**

Once the submission is complete, you will see the message "Application submitted successfully". The research proposal has now been submitted to JST. After submitting, please confirm that your application has been successfully completed as described in "Checking the application information status" as explained later.

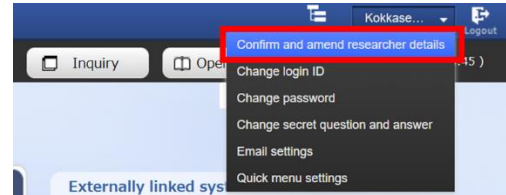
Please note that this program does not require e-Rad approval from the affiliated institution.

■ In case of Research Integrity Error Occurrence

If you receive the error message “Not possible to apply because there are researchers who have not taken the pledge regarding research integrity.”, please register from “Confirm and amend researcher details”

 Not possible to apply because there are researchers who have not taken the pledge regarding research integrity. (Number of errors: 1)

- ① Click [Confirm and amend researcher details] from the researcher’s name pulldown displayed in the upper right corner of the e-Rad top screen.



- ② Click [Main research institution] tab



- ③ Enter the status of research funds outside of e-Rad and notification status to your position in the affiliated institution, and check the “Reported” for “(3) Pledge status”. If there is nothing declare on (1) or (2), please also check this “(3) Pledge Status” checkbox.

Status of research expenses outside e-Rad and status of notification to job titles and affiliated institutions

(1) Research expenses other than e-Rad

Kind of Contract	Partner institution(Country name of the partner institution) Funding system Research subject name (Research period)	Budget amount	Effort (%)	Whether or not a confidentiality agreement concluded	Delete
Subsidy	研究機関A シンガポール 制度1 **についての研究 (2019 / 04 ~ 2025 / 03)	100,000,000 Yes ex)JPY	1	No	<input checked="" type="radio"/> Not deleted <input type="radio"/> Delete(typing error) <input type="radio"/> Delete(End contract)
Grant	研究機関B インド 制度2 ムムについての研究 (2017 / 10 ~ 2027 / 09)	100,000,000 Yes ex)JPY	1	No	<input checked="" type="radio"/> Not deleted <input type="radio"/> Delete(typing error) <input type="radio"/> Delete(End contract)
Joint research exp.	Partner institution Select Funding system Research subject name (YYYY / MM ~ YYYY / MM)	ex)123,456,789 Yes ex)JPY	1	Yes	<input checked="" type="radio"/> Not deleted <input type="radio"/> Delete(typing error) <input type="radio"/> Delete(End contract)

[Add line](#)

(2) Organizations you belong to and your positions (including concurrent positions, participation in a foreign recruitment program, position of professor emeritus without employment contract, etc.)

Side business, participation in a foreign recruitment program, or an emeritus professor without an employment contract, etc.	Location of partner institution	Delete
〇〇大学 名誉教授	日本	<input checked="" type="radio"/> Not deleted <input type="radio"/> Delete(typing error) <input type="radio"/> Delete(End contract)

[Add line](#)

Information necessary to ensure transparency in all research activities in which you are involved, including support for facilities and equipment other than donations and funds. Are you properly reporting to your institution based on relevant regulations?

Reported

Pledge status history

Date and time of change	Changed content
2024/04/25 16:12:51	Not entered ⇒ Reported

[Main page](#) [Register](#)

- ④ Click “Register”.

■ Application Information Status Check


Please check the application type (status) of the submitted proposal from the quick menu [Manage submitted proposals]. If submitted successfully, the status will be displayed as “Application in progress”. (There may be a time lag due to e-Rad processing.)

Research proposals that do not become “Application in progress” by the application deadline will be invalid. If the status of your application does not change to “Application in progress” despite the correct operation, please be sure to contact the contact information listed at the end of the application guidelines by the application deadline. If you contact us after the deadline, your application will be considered not to have been submitted and will not be considered for review, regardless of the reason.

Project year	Project ID	Title of call for Application	Application number	Research institution	Project status	Apply type (status)	Edit/Change request, result reports	Application content Proposal download
		Project title	Approval number	Principal investigator				
2027		BOOST 次世代AI人材育成プログラム（若手研究者支援）2026年度公募			Application in progress	Distribution institution processing Application in progress	List	
			-					

■ Acceptance of Research Proposal by JST

After the application deadline, if JST accepts the research proposal, the status of the application project information will change to “Application received”. It may take several weeks for JST to process the “Application received”, but please rest assured that if it is “Application in progress”, the application has been submitted successfully.

Project year	Project ID	Title of call for Application	Application number	Research institution	Project status	Apply type (status)	Edit/Change request, result reports	Application content Proposal download
		Project title	Approval number	Principal investigator				
2027		BOOST 次世代AI人材育成プログラム（若手研究者支援）2026年度公募			Application received	Application received	List	
			-					

■ About Temporarily Saving Application Information and Resuming Input

1. Temporarily Save

If you would like to temporarily save your application information while entering it, please click [Save] at the bottom of the screen.

Apply (Register new application)

Enter application details.
The input screen is divided into tabs. Click each tab to display the corresponding input fields.
*Complete all fields required in each tab and click "Register".

You can refer to and obtain the application proposal file (PDF) to be submitted by clicking the "Preview application content proposal" button. If you want to refer to and obtain the application proposal file (PDF) after submission, select the target application from the menu "Submitted Assignments> Assignment List".

The effort set for a project currently being applied for will not be added to the researcher's overall effort at the time of application.
If your project is approved, you will need to incorporate the effort of this project into your overall effort, so please change it so that it includes this project and makes up 100% according to the notification from e-Rad at the time of approval.
For details, please refer to the materials on the concept of effort posted on the effort settings screen.

Application Year/Title of call for Application: FY 2027 / BOOST Fostering Researchers in Emerging AI Program (Support for Young Researchers) FY2026

Project ID/Project title: Within 100 characters

Publish to Funding agency: Open NotOpen

Basic information | Research costs/Project members | Entries specific to the program | Status of applications and approved projects

Basic information

Research period - start year to end year: Minimum research period: 1years Maximum research period: 5years (Start) to (End)

Research field (main): Research contents: Search Research contents: Clear

Back Copy previous project **Save** Preview project proposal Apply >

2. Resume

Click [Resume input of saved data] on the quick menu and search for the application you wish to apply for.

e-Rad New Applications Submitted proposals Manage effort Other functions

Researcher Enquiry Operation manual Expired time (10:27) 日本語 English

Previous login: 2023/11/27 (09:36)

Resume input of saved data
Resume input of application information that you have saved.

New applications: Search for current calls for applications, enter new application information and submit your application.

Externally linked systems: KAKENHI Electronic Application System (Unqualified to apply for KAKENHI) researchmap

Modify effort: Modify the effort for your adopted projects.

Manage submitted proposals: Displays your submitted proposals. You can withdraw applications, apply to modify adopted projects and register results reports.

Click [List] button at Edit/Change request, result report to display the application information (editing) screen.

Project year	Project ID	Title of call for Application	Application number	Research institution	Project status	Apply type (status)	Edit/Change request, result reports	Application content Proposal download
2027		BOOST 次世代AI人材育成プログラム (若手研究者支援) 2026年度公募			Application in progress	Application processing Saved	List	

Please check the application project information and click [Resume].

Procedures for Submitted Applications and Approved Projects

Perform various procedures according to project status.

Application year: 2027Application year

Funding program: 次世代AI人材育成プログラム (若手研究者支援)

Title of call for Application: BOOST 次世代AI人材育成プログラム (若手研究者支援) 2026年度公募

Project ID:

Approval number: -

Project title:

Japan Grant Number: -

Status: Project status: Application in progress

Browse processing history: Application status: Saved

Application

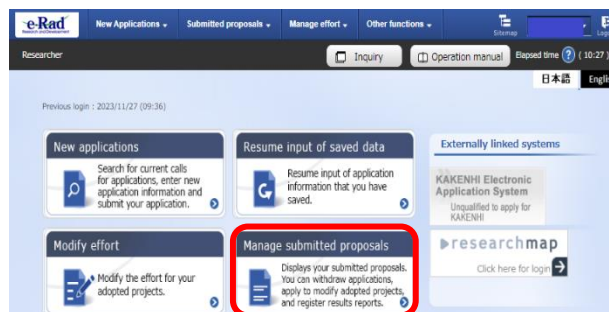
Status	Resume making an application	Delete	Pullback	Withdraw	Browse request details	Ask the applicant for modification
Application in progress	Resume	Delete			Browse	

■ About “Pulling Back” for Submitted Application Correction

You can pull back and revise your research proposal up until the day before the application deadline.

*** Please do not “pullback” on the day of the application deadline. If the system becomes congested or other problems occur, you may not be able to complete your application by the deadline.**

Click [Manage submitted proposals] button on the quick menu.



Search for the submitted assignment and click the [List] button at Edit/Change request, result report.

Project year	Project ID	Title of call for Application Project title	Application number Approval number	Research institution Principal investigator	Project status	Apply type (status)	Edit/Change request, result reports	Application content-Proposal download
2027		BOOST 次世代AI人材育成プログラム（若手研究者支援）2026年度公募			Application in progress	Distribution institution processing Application in progress	List	

When the “Procedures for Submitted Applications and Approved Projects” screen is displayed, click the [Pullback] button.

Procedures for Submitted Applications and Approved Projects

Perform various procedures according to project status.

Application year	2027Application year	
Funding program	次世代AI人材育成プログラム（若手研究者支援）	
Title of call for Application	BOOST 次世代AI人材育成プログラム（若手研究者支援）2026年度公募	
Project ID		
Approval number	-	
Project title		
Japan Grant Number	-	
Status	Project status	Application in progress
	Application status	Application in progress

Application						
Status	Resume making an application	Delete	Pullback	Withdraw	Browse request details	Ask the applicant for modification
Application in progress			Pullback		Browse	

Once the pullback is complete, the proposal will be in a “Temporary Save” state. For information on re-entering from temporary save, see [“About Temporarily Saving Application Information and Resuming Input”](#).