

Research Application via “The Cross-ministerial R&D Management System (e-Rad)”

**Notice: There may be some instructions or menus described only in Japanese, so in that case, please get support from Japanese speakers at your research institution.*

1. [Registration of research institution and researcher information](#)

If you do not have a login ID or password, you need to register with your research institution's administrative staff.

* Since the e-Rad system is designated for Japanese research institutions, so there is no English manual for research institution registration.

2. [Input of information related to research integrity](#)

If you have not registered since the e-Rad system was revised (after March 15, 2022), please be sure to do so. It is not necessary if you have already registered.

3. [Obtaining Application Guidelines and Research Proposal Forms](#)

Check the list of open calls for applications on the e-Rad portal site and download the application guidelines and research proposal form.

4. [Creation of Research Proposal/Reference Materials](#)

Please create your research proposal PDF with a file size of 3 MB or less, with a maximum of 10 MB, in order to reduce the processing load.

5. [Input Application information to e-Rad](#)

Enter your application information into e-Rad. This operation is approximately 60 minutes long.

6. [Research Application Submission](#)

Upload and submit your research proposal.

Reference information

[In case of Research Integrity Error Occurrence](#)

[Application Information Status Check](#)

[About “Temporarily Saving” Application Information and “Resuming Input”](#)

[About "Pulling Back" for Submitted Application Correction](#)

[Acceptance of Research Proposal by JST](#)

[Regarding the rejection notification for the document review and interview selection through e-Rad](#)

1. Registration of research institution and researcher information

Research institutions and affiliated researchers must be registered by the time of application. (If you have already registered, you do not need to register again).

Please complete the registration process at least two weeks in advance.

*If the applicant is affiliated with an overseas research institution, the research institution will be registered with JST after adoption. Please proceed to the application screen with no affiliation registered in your researcher ID on e-Rad system, and enter the name of your affiliated institution in the "Individual Items" tab. However, even in this case, first, the applicant must obtain an e-Rad login ID and password as described below.

[Research institution registration]

Your research institution must be registered in e-Rad system by the time of application. Please assign one person at your research institution to be the administrative representative for e-Rad, and complete the procedures at the "Application for Research Institution Registration" (<https://www.e-rad.go.jp/organ/entry.html> --- This application web site is only in Japanese).

[Registration of researcher information]

Applicants must register their researcher information in e-Rad system and obtain their login ID and Password in advance. (If you have already registered in e-Rad system for another application, you do not need to re-register.)

The procedure to obtain a login ID and password is as follows. For details, please refer to the e-Rad portal site.

1) Researchers affiliated with domestic research institutions

Please complete the procedure from "How to register affiliated researchers" for research institutions (<https://www.e-rad.go.jp/organ/regist.html> --- This application web site is only in Japanese).

Registration Operator: Administrative staff at the research institution

Registration details: Research institution and researcher information

2) Researchers affiliated with overseas research institutions or researchers not affiliated with research institutions

Please follow the procedures for "How to Register (for researchers)" (<https://www.e-rad.go.jp/en//researcher/index.html>).

Registration Operator: Applicant himself/herself

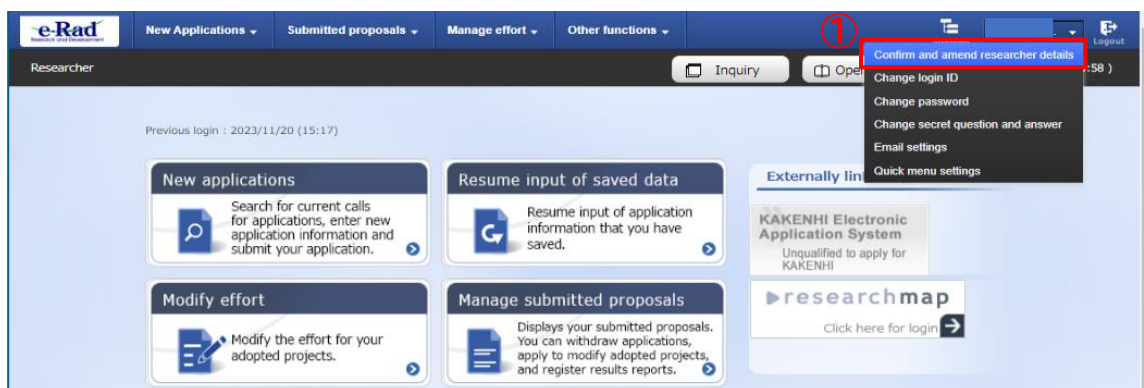
Registration details: Researcher information

2. Input of information related to research integrity

- * If you have not registered since the e-Rad system was revised (after March 15, 2022), please be sure to do so., If you have already registered, it is not necessary
- * When applying to CREST, the PI and all Co-PIs must be registered. Please check with the Co-PIs regarding their registration status.

In accordance with the revision of guidelines regarding competitive research funds on December 17, 2021, for the purpose to eliminate unreasonable duplication and excessive concentration of competitive research funds and ensure appropriate transparency and effort in research activities, call for proposals of competitive research funds, it is required to check the current application and acceptance status of competitive research funds and other research funds (program name, research topic, implementation period, budget amount, effort, etc.), as well as all current affiliated institutions and positions (concurrent employment, participation in foreign recruitment programs, emeritus professorships without employment contracts, etc.).

- ① Select and click [Confirm and amend researcher details] from the pull-down menu on the researcher's name at the top right of the e-Rad top screen.



- ② Click the [Main research institution] tab on the "Modify Researcher Details" screen appears next.

Modify Researcher Details

Register researcher.

Basic information Research area **Main research institution**

Affiliated research institution

Affiliation details can be managed only by the administrative manager or administrative contributory of the institution.
Ask them for amendment if you notice any incorrecion.

Date of appointment	Research institution code Research institution	Type of employment	Resource for employment	Fixed term	Main research institution	Allow changes of your main institution by other affiliated institutions (value) Allow, Do not allow	Eligibility to apply for KAKENHI	Date of registration of appointment	Department code Department name	Position (Class)	Main department	Cooperation target
20160725 (20160725)	ZZZZZ ZZZZZ 個人等	Full-time	Employment through stable financing		<input type="radio"/>	<input type="radio"/>		20160725 (20160725)	001 -	(Other)	<input type="radio"/>	<input type="radio"/>

- ③ Please fill in the necessary information in the field for “(1) Research expenses other than e-Rad”, “(2) Side business, participation in a foreign recruitment program, or an emeritus professor without an employment contract, etc.”

* There is no need to enter research funds registered in e-Rad for ongoing projects, research funds currently being applied for, and research funds scheduled to be accepted (adopted).

* “Research expenses other than e-Rad” are research expenses that fall under (A) or (B) below.

(A): Items that are not competitive research funds.

(B): Items that are under competitive research funding but have not been applied for through e-Rad.

- ④ If there are any applicable items, click [Add line] in the " Status of research expenses outside e-Rad and status of notification to job titles and affiliated institutions" section to add a line and enter it.

- ⑤ After confirming that you have properly reported the above information to your affiliated institution, please check the "(3) Pledge Status" checkbox. If there is nothing declared on (1) or (2), please also check this "(3) Pledge Status" checkbox.

*** This part is required for everyone, including Co-PIs of CREST. If no check mark, you cannot apply.**

③ Input

Status of research expenses outside e-Rad and status of notification to job titles and affiliated institutions

(1) Research expenses other than e-Rad

Kind of Contract	Partner institution (Country name of the partner institution) Funding system (Research period)	Research subject name	Budget amount	Effort (%)	Whether or not a confidentiality agreement concluded	Delete
<input type="text" value="Select"/>	<input type="text" value="Select"/> (<input type="text"/> Year <input type="text"/> Month <input type="text"/> Year <input type="text"/> Month a ~ a h r r	<input type="text"/>	<input type="text"/> <input type="button" value="Yen"/> <input type="button" value="Other"/>	<input type="text"/>	<input type="button" value="No"/>	<input type="checkbox"/>

④

(2) Organizations you belong to and your positions (including concurrent positions, participation in a foreign recruitment program, position of professor emeritus without employment contract)

Side business, participation in a foreign recruitment program, or an emeritus professor without an employment contract, etc.	Location of partner institution	Delete
<input type="text"/>	<input type="text" value="Select"/>	<input type="checkbox"/>

④

(3) Pledge status
 Information necessary to ensure transparency in all research activities in which you are involved, including support for facilities and equipment other than donations and funds. Are you properly reporting to your institution based on relevant regulations?

Reported ⑤ **Must be checked.**

[Input example]

- * If you select "Yes" in the "Whether or not a confidentiality agreement concluded" column, no input other than effort is required.
- * For effort, enter the percentage of time spent on the corresponding research, assuming that the proposal is adopted and the total work time in the full fiscal year 2026 (from April 2026 to March 2027) is as 100.
- * Please make sure that the total effort does not exceed 100%. Also note that there is no problem even if the information does not match, such as less than what is stated in "Disclosure of Funds" (CREST Form 7, PRESTO/ACT-X Form 6) in the "Proposal". For the effort value, the description in the Research Proposal is treated as the right information.
- * Please be sure to check the "(3) Pledge status" checkbox.

Status of research expenses outside e-Rad and status of notification to job titles and affiliated institutions

(1) Research expenses other than e-Rad

Kind of Contract	Partner institution(Country name of the partner institution) Funding system Research subject name (Research period)	Budget amount	Effort (%)	Whether or not a confidentiality agreement concluded	Delete
Subsidy	Institution A <input type="text" value="シンガポール"/> AA Program Research for AAA (2020 / 04 ~ 2027 / 03)	<input type="text" value="100,000,000"/> Yen <input type="text" value="ex)JPY"/>	10	No	<input checked="" type="radio"/> Not deleted <input type="radio"/> Delete(typing error) <input type="radio"/> Delete(End contract)
Grant	Institution B <input type="text" value="インド"/> BB Program Research for BBB (2017 / 10 ~ 2027 / 09)	<input type="text" value="100,000,000"/> Yen <input type="text" value="ex)JPY"/>	10	No	<input checked="" type="radio"/> Not deleted <input type="radio"/> Delete(typing error) <input type="radio"/> Delete(End contract)
Joint research e	Partner institution <input type="text" value="Select"/> Funding system Research subject name (YYYY / MM ~ YYYY / MM)	<input type="text" value="ex)123,456,789"/> Yen <input type="text" value="ex)JPY"/>	10	Yes	<input checked="" type="radio"/> Not deleted <input type="radio"/> Delete(typing error) <input type="radio"/> Delete(End contract)

[Add line](#)

(2) Organizations you belong to and your positions (including concurrent positions, participation in a foreign recruitment program, position of professor emeritus without employment contract)

Side business, participation in a foreign recruitment program, or an emeritus professor without an employment contract, etc.	Location of partner institution	Delete
<input type="text" value="Honorary Professor, CC University"/>	<input type="text" value="日本"/>	<input checked="" type="radio"/> Not deleted <input type="radio"/> Delete(typing error) <input type="radio"/> Delete(End contract)

[Add line](#)

(3) Pledge status
Information necessary to ensure transparency in all research activities in which you are involved, including support for facilities and equipment other than donations and funds. Are you properly reporting to your institution based on relevant regulations?

Reported

Pledge status history

Date and time of change	Changed content

[Main page](#)
Register >

- ⑥ All information has been entered, click [Register].
- ⑦ The question "Register for this content. Do you want to proceed?" is displayed, so click [OK].

Status of research expenses outside e-Rad and status of notification to job titles and affiliated institutions

(1) Research expenses other than e-Rad

Kind of Contract	Partner institution(Country name of the partner institution) Funding system Research subject name (Research period)	Budget amount	Effort (%)	Whether or not a confidentiality agreement concluded	Delete
Subsidy	Institution A シンガポール AA Program Research for AAA (2020 / 04 ~ 2027 / 03)	100,000,000 Yen ex)JPY	10	No	<input checked="" type="radio"/> Not deleted <input type="radio"/> Delete(typing error) <input type="radio"/> Delete(End contract)
Grant	Institution B インド BB Program Research for BBB (2017 / 10 ~ 2027 / 09)	100,000,000 Yen ex)JPY	10	No	<input checked="" type="radio"/> Not deleted <input type="radio"/> Delete(typing error) <input type="radio"/> Delete(End contract)
Joint research etc	Partner institution Select Funding system Research subject name (YYYY / MM ~ YYYY / MM)	ex)123,456,789 Yen ex)JPY	10	Yes	<input checked="" type="radio"/> Not deleted <input type="radio"/> Delete(typing error) <input type="radio"/> Delete(End contract)

[Add line](#)

(2) Organizations you belong to and your positions (including concurrent positions, participation in a foreign recruitment program, position of professor emeritus without employment contract)

Side business, participation in a foreign recruitment program, or an emeritus professor without an employment contract, etc.	Location of partner institution	Delete
Honorary Professor, CC University	日本	<input checked="" type="radio"/> Not deleted <input type="radio"/> Delete(typing error) <input type="radio"/> Delete(End contract)

[Add line](#)

(3) Pledge status
Information necessary to ensure transparency in all research activities in which you are involved, including support for facilities and equipment other than donations and funds. Are you properly reporting to your institution based on relevant regulations?

Reported

Pledge status history

Date and time of change	Changed content

Main page Register >

Question

Register for this content. Do you want to proceed?
Press OK to complete the registration. If you choose to send an email, the email will be sent to your audience. To confirm the contents of the entry before registering, please press Cancel to return to the registration screen.

Cancel OK

When the input is completed, "Complete amendment of researcher details" is displayed.

Complete amendment of researcher details

The researcher details have been corrected.

3. Obtaining Application Guidelines and Research Proposal Forms

Application Guidelines and Research Proposal forms can be downloaded from web site of Department of Strategic Basic Research JST:

“Call for Research Proposal for CREST, PRESTO, ACT-X”

(<https://www.jst.go.jp/kisoken/boshuu/teian-en.html>)

«How to check on e-Rad»

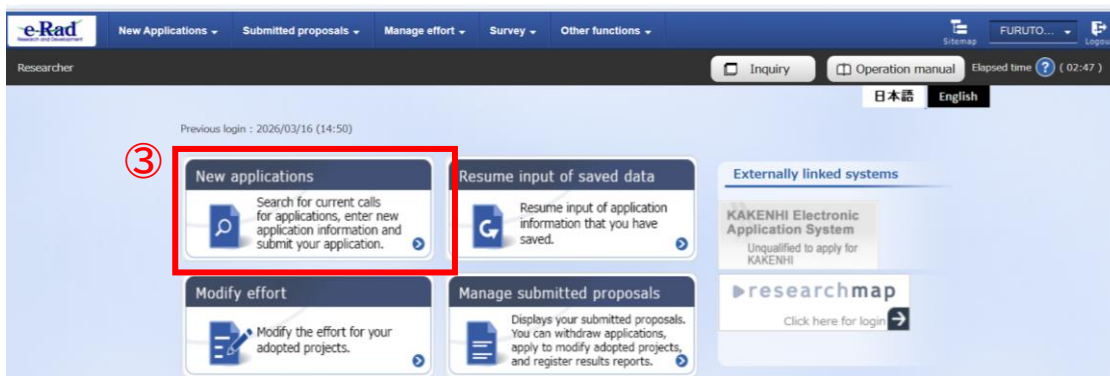
- ① Click [Log In] at the top right of the e-Rad portal site screen.
- ② Login with the proposer's login ID and password.

*After that, the logged-in researcher information will be automatically displayed in the researcher column in the upper right corner.

*When logging in for the first time, initial settings are required.



- ③ Click [New applications] on the quick menu.



④ Enter the program name, research area name, research supervisor name, etc. in [Search category/search text] under [Search Conditions] to find the public call which you want to apply.

* Please check the public call name, CREST, PRESTO, ACT-X classification, and research area name.

⑤ Click on the name of the public call for which you want to apply and move to the "Details of Call for Application" page.

Click on the [URL for Details of Call for Applications] and [URL for Application Guidelines] and download the Application Guidelines and Research Proposal Forms from the page you have reached (see next page).

* Please be sure to use the format for the research area for which you are applying.

Current Calls for Applications

You can search and apply for current calls for Applications.

Search conditions

④ Search category/search text: Title of call for applica... CREST [xx xx PO] "xxxxxxx" Research Area [Partial match]

Number of displayed items: 100

▼Display advanced search conditions

Clear search conditions Search

Current Calls for Applications

- Click the "title of call for Application" link for details.
- Click the "Apply" button to apply for the call of Application.

1 to 1 items (total 1 items) [Download search results](#)

Application year (fiscal year)	Funding agency	Title of call for Application	Application unit	Requirement of institution's approval	Deadline	Deadline within your institution	Application
2026	Japan Science and Technology Agency	⑤ CREST [xx xx PO] "xxxxxxx" Research Area [NEW]	Researcher unit	Unnecessary	2026/06/03 12:00		Apply >

1 to 1 items (total 1 items) [Download search results](#)

■ “Details of Call for Applications” page

Details of Call for Applications

[Basic information](#) [Further details](#) [Specific information from your institution](#)

Basic information

Funding agency	Japan Science and Technology Agency
Application year(fiscal year)	2026
Title of call for Application	CREST [xx xx PO] "xxxxxxx" Research Area (Others) Others (Manufacturing Technology) Mechanics of materials and materials, Manufacturing and production engineering, Design engineering, Machine elements and tribology

URL for Funding Project	https://www.jst.go.jp/kisoken/crest/en/index.html
URL for Application Guidelines	https://www.jst.go.jp/kisoken/boshuu/teian-en.html
URL for status of previously successful grant(s)	https://www.jst.go.jp/kisoken/crest/application/index.html

Further details

Summary	
Subject	

Application Guidelines	
Application Form	Application Form (Download)
	URL https://www.jst.go.jp/kisoken/boshuu/teian-en.html
Operating Manual specific to this program	

4. Creation of Research Proposal/Reference Materials

- When preparing a research proposal, please carefully check the application guidelines.
- Research proposals must be converted to PDF format before being uploaded to e-Rad.

Note: The file-to-PDF conversion function provided by e-Rad was discontinued in March 2026.

Please use the the PDF export function in your own document creation apps or other software.

After converting to PDF, be sure to check with a PDF reader or similar tool that there is no garbled text or missing graphics or figures. In PDFs created by some applications, the text embedded in the PDF may not use the correct character encoding.

Points to note when creating

* For details, please refer to the “Operation manual”

(https://www.e-rad.go.jp/en/manual/for_researcher.html)

Please check the confirmed operating environment when logging into e-Rad. The supported operating environments for e-Rad are Firefox, Chrome, Edge, and Safari. (* IE cannot be used.)

Notes for PDF conversion

Please keep the following in mind when converting to PDF:

- Aim to keep the size of the research proposal after conversion within 3 MB (files exceeding 10 MB cannot be uploaded).
- Delete revision history (track changes) or proofreading comments before converting to PDF.
- Confirm that the converted PDF file has page numbers.
- Always review the PDF after conversion. Using non-standard characters or special characters may cause garbled text at the page or file level.

1) Basic rules before preparation

- Create the body as actual text (submissions consisting only of pasted screenshots or scanned images are not allowed).
- Do not heavily use special fonts, non-standard characters, or platform-dependent characters. Example: circled numbers, special symbols, decorative typefaces, and non-standard-characters with old form are prone to break due to environmental differences.
- Keep images to the minimum necessary and avoid inserting too many high-resolution figures (to help stay under 10 MB).
- For figures and tables, prioritize vector formats (PDF/EMF/SVG, etc.) where possible (to reduce coarseness and limit file size growth).

2) Required settings when outputting to PDF

- Enable font embedding (Embed Fonts).
- Select PDF/A (for long-term archiving) if possible (to reduce missing font embedding and compatibility issues).
- Do not apply encryption, passwords, prohibition, or other permission restrictions (they hinder search and review).

3) Final check before submission

Open the PDF in Acrobat Reader (on Windows 11, if possible) and confirm the following:

- There are no layout issues or garbled text on any page.
- You can search for terms in the main text (and get matches).
- When you select a portion of the text and copy and paste it, the characters remain correct (do not turn into "□" or "?").
- There are no areas where text in images/figures is crushed or unreadable (be careful not to reduce the file size too aggressively).

- If you wish to apply for the Japan (JST)-France (ANR) Joint Research Proposal, you must upload the Japan-France Joint Research Proposal submitted to the France ANR. The form can be downloaded from the same website where the proposal form is posted.

Note) A reference material: "Proposal Summary of Japan-France Joint Research Proposal <Japanese Only> PDF file" which was required to be submitted until last year, is not required to be submitted as of this year.

- In addition, if any of the following apply, you also need to create and upload "Reference Materials".
[ACT-X]

If a student becomes a research proposer, please use it as a "Reference Material".

You will also need to upload the **"Memorandum of Confirmation" PDF file**. Please prepare a PDF version signed by both the student and the supervisor.

[Exclusive Appointment PRESTO Researcher]

If you request to apply as exclusive appointment PRESTO researcher, you need to upload the fully filled out EXCEL file **"PRESTO-Researcher (JST employed) <Japanese Only>"** as a "Reference Material". The form can be downloaded from the same web page where the proposal form is posted.

5. Input Application information to e-Rad

- ① Search for the Call for Proposal you would like to apply for and click the [Apply] button.

Current Calls for Applications

You can search and apply for current calls for Applications.

Search conditions

Search category/search text: Title of call for applica... CREST [xx xx PO] "xxxxxxx" Research Area [Partial match]

Number of displayed items: 100

▼Display advanced search conditions

Current Calls for Applications

- Click the "title of call for Application" link for details.
- Click the "Apply" button to apply for the call of Application.

[Download search results](#)

1 to 1 items (total 1 items)

Application year (fiscal year)	Funding agency	Title of call for Application	Application unit ?	Requirement of institution's approval ?	Deadline	Deadline within your institution ?	Application
2026	Japan Science and Technology Agency	CREST [xx xx PO] "xx xxxxxx" Research Area [NEW]	Researcher unit	Unnecessary	2026/06/03 12:00	①	<input type="button" value="Apply >"/>

1 to 1 items (total 1 items)

[Download search results](#)

- ② Please read the notes carefully before applying, and then click the [Agree and apply] button at the bottom right of the screen.

Instructions for Applications

Before applying for this grant, please read the following instructions and click the "Agree and apply" button.

Please read the following instructions before applying

1. Researchers themselves may not be able to apply according to the classification of the "application unit".
 There are two categories of "Researcher unit" and "Research institution unit" as "application unit" in public offering.
 ※ Units for public offering can be confirmed in the "Application unit" column on the "Public public offering list" screen (previous screen on this screen).

Application year (fiscal year)	Funding agency	Title of call for Application	Application unit ?
2017	○○○○Corporation	○○○Joint research	Researcher unit
2017	○○○○Corporation	○○○Research Support	Research institution unit

In the case of [Researcher unit]
Researchers can apply.

In the case of [Research institution unit]
This is an open call for applications from administrative representatives of research institutions. Researchers cannot apply.

※ When applying for "Research institution unit", please contact the administrative representative of the research institution or clerical worker to which you belong.

Check the operating system of your computer
 Check that your computer's OS, browser, etc. meet the operation confirmed environments before applying.

②

■ Enter the various information required to apply.

③ Please enter the “Title of Research Project” described in the “Research Proposal (Form 1)” in [Research and Development Project Name].

*The research project name will be published when the selected applicants are announced.

*If you submit the proposal in English, please also write the Title of the Research Project Name in Japanese. If you are unable to write both due to character restrictions, please write only in English on e-Rad. In that case, please write both English and Japanese in the PDF Research Proposal.

*If you are applying for the Japan-French joint proposal, call with ANR, please also write the Japanese Research Project Title on the e-Rad.

④ Select [Not Open] for "Publish to Funding Agency."

⑤ This screen is organized into tabs, and you can move between tabs and enter information by clicking on the tab name.

[Entering the “Basic information” tab](#)

[Enter the “Research costs/Project members” tab](#)

[Input in the “Entries specific to the program” tab](#)

[“Status of application and approved projects” tab](#)

“Basic information” tab

■ Basic information

Please enter the information with following the table below and refer to the next pages as well.

Research period (start)	2026 (FY)
Research period (end) *Research periods may be set for each research area, so please also refer to the call for proposals policies of each research area on the "Call for Research Proposals" website: https://www.jst.go.jp/kisoken/boshuu/teian/en/top/ryoiki.html	2028 (FY) *Assuming 2 and half years for ACT-X
	2029 (FY) *Assuming 3 and half years for PRESTO
	2031 (FY) *Assuming 5 and half years for CREST
Research field (main/secondary)/research content	Click "Search research content" and select the research field/research content that corresponds to the proposal you are applying for from the search list on a separate screen.
Research field (main/secondary)/keywords	Please enter one keyword per line. Add rows as necessary.
Purpose of research	Please write "Refer to the Research Proposal." *Please do not upload files here.
Research summary	Please write "Refer to the Research Proposal." *Please do not upload files here.

* Please do not upload any files to the red cross-hatched section indicated in the figure below.

Basic information Research costs/Project members Entries specific to the program Status of applications and approved projects

Basic information

Research period - start year to end year **Required** Minimum research period: 1 years Maximum research period: 6 years
(Start) to (End)

Research field (main) Research contents **Required** Search Research contents

Keyword **Required**

Keyword	Delete
<input type="text"/>	<input type="checkbox"/>

Enter research field (secondary)

Purpose of research *50 characters or less (line breaks and spaces are each counted as one character)

More 50 more characters

Name	Format	Size	File name
Research purpose file	[PDF (PDF)]		<input type="text"/> <input type="button" value="Browse"/> <input type="button" value="Clear"/> <input type="button" value="Delete"/>

Abstract *500 characters or less (line breaks and spaces are each counted as one character)

More 500 more characters

Name	Format	Size	File name
Research summary file	[PDF (PDF)]		<input type="text"/> <input type="button" value="Browse"/> <input type="button" value="Clear"/> <input type="button" value="Delete"/>

■ Security Export Control System

All public solicitations in the FY 2026 will become subject to the requirements of security management.

(The detail of Security Export Control in Japan

<https://www.meti.go.jp/policy/anpo/englishpage.html>)

Please verify the content described in this section. Furthermore, if you answer 'yes' to this section, indicating that the establishment of security export control system is required at your affiliated institution, please consult with the administrative department responsible for such matters at your institution about information on the establishment plan and its status, after completing the application submission process on the e-Rad.

Note) This form will not be displayed if your research institution already has the security export control system.

Security Export Control

This program is subject to security export control in Japan requirements.
Your research institution does not yet have security export control, please answer the following questions.

"Do you have any plans or intentions to export the goods or technology that you acquired or will acquire through this public offering and that fall under the list regulations of the Foreign Exchange and Foreign Trade Act or provide the technology?
Or, do you have any plans or intentions to export or provide any goods or technologies that you already own that fall under list regulations in connection with this project?
The provision of technology includes not only the provision of technology overseas, but also the provision of technology domestically to non-residents, and domestic provision to residents who are significantly affected by non-residents."

If you answered "Yes" to the question and the security export control system of your research institution is not yet developed or is currently being developed, It is necessary to institution by the following matter whichever comes first.
1. Carry out "export, etc." as stipulated in Article 55-10, Paragraph 1 of the Foreign Exchange and Foreign Trade Act.
2. End of this project
It is necessary to submit a written oath to the effect. (Please check with the administrative department of your affiliated research institution regarding the status of the security export control system development and the submission of a pledge.)

(Details on security export control in Japan <https://www.meti.go.jp/policy/anpo/gaiyou.html>)

Whether there is a plan to export list-controlled goods or provide technology ? Yes No

■ Basic information -Application documents

[Application information file]

Name	Format	Size	File name	Delete
application details file Required	[PDF (PDF)]	10M	<input type="text"/> Browse Clear	Delete

Add line Delete selected line

Upload

Back Copy previous project Save Preview project proposal Apply >

Click "Browse", select the proposal PDF, and click "Upload".

[Reference Materials]

If any of the following applications, please upload the Reference Material file created in "[4. Creation of Research Proposal/ Reference Materials](#)". In either case, be sure to select the file from the "Browse" button and then press the "Upload" button.

- ACT-X (In the case that a student becomes a research proposer.)

Name	Format	Size	File name	Delete	
reference data	Memorandum of Confirmation	[PDF (PDF)]	10MB	<input type="text"/> Browse Clear	Delete

Upload

- PRESTO-Researcher (JST employed) <Japanese Only>

Name	Format	Size	File name	Delete	
reference data	PRESTO-Researcher (JST employed) <Japanese Only>	[EXCEL (xls, xlsx)]	10MB	<input type="text"/> Browse Clear	Delete

Upload

“Research costs/Project members” tab

■ **Research Costs**

According to the table below, please fill in [2. Cost breakdown for each fiscal year].

*Please check [1. Maximum and minimum for each cost item].

*If you do not enter first [Basic information/Research period] in the "Basic information" tab, you cannot be able to enter Research Costs by fiscal year.

*The frame in [2. Cost breakdown for each fiscal year] is displayed according to the research period entered in the "Basic information" tab. In particular, the CREST frames for the third and subsequent fiscal years may be hidden, so please move the horizontal scroll bar to the right to display them.

Direct Cost	CREST	<u>Total Research Cost for the team as a whole</u> (in thousands of yen for each fiscal year) for the “Proposal”, “Form 4-2 Research Budget Plan”, and “Itemized Research Budget Plan (Overall).”
	PRESTO ACT-X	<u>Total Research Cost</u> (in thousands of yen for each year) for the “Proposal” (Form 1). *Breakdown of Direct Cost is not required for e-Rad entry.
Indirect Cost		<u>“0” (thousand yen) for all years.</u> *For system reasons, please set it to 0 yen. *Actually, based on the research contract, in addition to the Research Costs (Direct Cost), Indirect Cost up to 30% of the Direct Cost will be paid to the research institution according to the Research Contract.

Basic information | **Research costs/Project members** | Entries specific to the program | Status of applications and approved projects

Research costs

Input costs for each fiscal year.
Fill out "2. Breakdown for each fiscal year" with checking "1. Maximum and minimum for each cost item".

1. Maximum and minimum for each cost item

	Maximum	Minimum
Direct costs	500,000,000 円	(Not set)
Indirect costs	(Direct costs30%)	-

2. Cost breakdown for each fiscal year

Major items	Medium item	FY 2026	FY 2027	Total
Direct costs	直接経費	- Required		0 円
	subtotal	0 yen	0 yen	0 円
Indirect Cost (Within The Costs 30%)	Set it to 0 yen Required			0 yen
Total		0 yen	0 yen	0 円

■ **Project members**

Please fill in [2. Input details of project members] according to the table below.

* For effort, enter the percentage of time spent for the Proposed Research, assuming that the proposal is adopted and the total work time in the full fiscal year 2026 (from April 2026 to March 2027) is as 100.

* CREST research applicants should keep in mind the following points when entering their information.

- If the research team has Co-PIs, click [Add row] at the bottom of the screen and enter the information in the field that appears.
- If you cannot register your Co-PIs to e-Rad by the application deadline, it is possible to add the costs to the PI's cost provisionally. After completing your application, please contact JST (rp-info@jst.go.jp) immediately with the Co-PIs information that you were unable to enter.

* If the "difference amount" in [1. Total of input amount (first fiscal year)] is not 0, an error will occur.

Research Institute		If you belong to multiple research institutions or departments, please select <u>the institution or department where the research will be conducted.</u>
Specialized field		Please enter it simply.
Degree/ Date of Acquisition		Please confirm that the contents are correct and <u>click the check button.</u>
Division of Roles	CREST	Enter <u>"PI"</u> and/or <u>"Co-PIs"</u> .
	PRESTO ACT-X	Enter <u>"PI"</u> .
Direct Costs	CREST	<u>Research Costs of the Team for the first fiscal year in 2026 in units of 1,000 yen</u> which is along with the "Proposal", "Form 4-2 Research Budget Plan" including that of each research group.
	PRESTO ACT-X	<u>Research Costs for the first fiscal year (FY2026) (in thousands of yen).</u> * Breakdown of direct expenses is not required.
Indirect Costs		Enter <u>"0" (thousand yen).</u>
Effort	CREST	Same value in the "Form 7 Disclosure of Funds" in "Proposal."
	PRESTO ACT-X	Same value in the "Form 6 Disclosure of Funds" in "Proposal."

Research costs

Input costs for each fiscal year.
Fill out "2. Breakdown for each fiscal year" with checking "1. Maximum and minimum for each cost item"

Fill out these fields

1. Maximum and minimum for each cost item

	Maximum	Minimum
Direct costs	500,000,000 円	(Not set)
Indirect costs	(Direct costs30%)	-

2. Cost breakdown for each fiscal year

Major items	Medium item	FY 2026	FY 2027	Total
Direct costs	直接経費 Required	<input type="text"/> ,000 yen	<input type="text"/> ,000 yen	0 円
	subtotal	0 yen	0 yen	0 円
Indirect (Within The Costs 30%)	Cost Set it to 0 yen Required	<input type="text"/> ,000 yen	<input type="text"/> ,000 yen	0 yen
	Total	0 yen	0 yen	0 円

Project members

Confirm

with checking "1. Maximum and minimum for each cost item" .

	Cost breakdown for first fiscal year	Total amount for each researcher	Difference
Direct costs	0 yen	0 yen	0 yen
Indirect costs	0 yen	0 yen	0 yen

2.Input details of project members

Input the members of the project and the research costs for each member for the first fiscal year. The research costs are reflected in the "Total amount for each researcher" in the top table.

[Add line](#) **Fill out these fields** [Delete selected line](#)

Search researchers	Researcher number Date of birth Name(age)	Research institution Department Position / class Required	field Academic degree / Date of degree acquisition / University Role in this project Required	Direct costs Indirect costs Required ?	Effort (%) Required	Viewing /editing authority	Delete	Transfer
	Representative 90501883 1973/11/20 FURUTO TAKAKO (51age) (フルタイム タカコ)	testKenkyuKika JSTテスト部 教授/Professor class	<input type="checkbox"/> Master's ((Unregistered))	<input type="text"/> ,000yen <input type="text"/> ,000yen	<input type="text"/>			

[Add line](#) [Delete selected line](#)

To add a Co-PI, click [Add Line].

2.Input details of project members

Input the members of the project and the research costs for each member for the first fiscal year. The research costs are reflected in the "Total amount for each researcher" in the top table.

[Add line](#) [Delete selected line](#)

Search researchers	Researcher number Date of birth Name(age)	Research institution Department Position / class <small>Required</small>	Specialized field Academic degree / Date of degree acquisition / University Role in this project <small>Required</small>	Direct costs Indirect costs <small>Required</small>	Effort (%) <small>Required</small>	Viewing /editing authority	Delete	Transfer
	<input type="text" value="Representative"/> 90501883 1973/11/20 FURUTO TAKAKO (52age) (フルト タカコ)	<input type="text" value="testKenyuKika"/> <input type="text" value="JSTテスト部"/> 教授/Professor class	<input type="checkbox"/> Master's ((Unregistered))	<input type="text" value=""/> ,000yen <input type="text" value="0"/> 0 yen	<input type="text" value=""/>			

[Add line](#) [Delete selected line](#)

Click [Search].

2.Input details of project members

Input the members of the project and the research costs for each member for the first fiscal year. The research costs are reflected in the "Total amount for each researcher" in the top table.

[Add line](#) [Delete selected line](#)

Search researchers	Researcher number Date of birth Name(age)	Research institution Department Position / class <small>Required</small>	Specialized field Academic degree / Date of degree acquisition / University Role in this project <small>Required</small>	Direct costs Indirect costs <small>Required</small>	Effort (%) <small>Required</small>	Viewing /editing authority	Delete	Transfer
	<input type="text" value="Representative"/> 90501883 1973/11/20 FURUTO TAKAKO (52age) (フルト タカコ)	<input type="text" value="testKenyuKika"/> <input type="text" value="JSTテスト部"/> 教授/Professor class	<input type="checkbox"/> Master's ((Unregistered))	<input type="text" value=""/> ,000yen <input type="text" value="0"/> 0 yen	<input type="text" value=""/>			
							<input type="checkbox"/>	

[Add line](#) [Delete selected line](#)

On the “Search Researchers” screen, enter the [Researcher Number] and [Researcher Name], and click [Search].

*The Co-PI must also complete the “Researcher Information” registration.

Search Researchers

Search researcher details.
When you click "Set" button with researcher details displayed, the details will be set to the source screen.
When you click "Close" button, researcher details will not be set to the source screen and this screen will be closed.

Search conditions

Researcher number [Exact match]

Researcher name (Surname) (First name) [Exact match]

the Co-investigator (kenkyu-buntansha) key [Exact match]

Clear search conditions

When the relevant researcher appears on the search results, click [Set].

Affiliation

Date of institution appointment (Date of institution appointment processing)	Research institution code Research institution	Main research institution	Approval of changing main institution by other affiliated institutions	Eligibility to apply for KAKENHI	Date of Academic appointment (Date of Academic appointment processing)	Academic unit code Academic unit	Position (Class)	Main Academic unit
2022/03/01 (2022/03/02)	9999999001 Test Lab 001	<input type="radio"/>	<input type="radio"/>		2022/03/01 (2022/03/02)	001 その他	研究員 (Researcher/postdoctorate class)	<input type="radio"/>

Close

A researcher will be added.

Please complete the "Input details of project members" for the added researcher as well.

2.Input details of project members

Input the members of the project and the research costs for each member for the first fiscal year. The research costs are reflected in the "Total amount for each researcher" in the top table.

[Add line](#) [Delete selected line](#)

Search researchers	Researcher number Date of birth Name(age)	Research institution Department Position / class <small>Required</small>	Specialized field Academic degree / Date of degree acquisition / University Role in this project <small>Required</small>	Direct costs Indirect costs <small>Required</small>	Effort (%) <small>Required</small>	Viewing /editing authority	Delete	Transfer
	<input type="text" value="Representative"/> 90501883 1973/11/20 FURUTO TAKAKO (52age) (フルト タカコ)	<input type="text" value="testKenkyuKika"/> <input type="text" value="JSTテスト部"/> 教授/Professor class	<input type="checkbox"/> Master's ((Unregistered))	<input type="text"/> ,000yen <input type="text"/> 0 yen	<input type="text"/>			
<input type="text" value="Search"/>	<input type="text" value="48558708"/> 1992/09/13 Kibayashi Yuta (33age) (キバヤシ ユウタコ)	<input type="text" value="Test Lab 001"/> <input type="text" value="その他"/> 研究員/Researcher/ postdoctorate class	<input type="checkbox"/> Doctorate (Doctor of Philosophy (Biotechnology)) ・テスト	<input type="text"/> ,000yen <input type="text"/> 0 yen	<input type="text"/>	<input type="text" value="None"/>	<input type="checkbox"/>	

[Add line](#) [Delete selected line](#)

“Entries specific to the program” tab

Please enter according to the on-screen instructions. Put the cursor on a question mark (?) of the input item name to display help for each.

Points to note when entering “specific to the program” tab
<ul style="list-style-type: none">• For items marked [Confirm], please check the contents carefully and click the check button.• For information on programs related to research ethics education, please refer to Application Guidelines 6.2 "Participation and completion of programs related to research ethics education"

[CREST]

- Please enter information of PI.

[PRESTO: Research Appointment Types]

- Please enter using the table below as a reference.

* For details, please refer to "3.2.7 Researcher Appointment Types" in the Application Guidelines.

PRESTO	Belonging to their affiliated institutions	Those who belong to universities, national research institutes, national research and development agencies, foundations, companies, etc.
	Exclusive appointment PRESTO researchers	Those who are not affiliated with either a research institution or a company at the beginning of PRESTO research, or Those who must resign their current positions due to the reason from their affiliated institution

[ACT-X: Research Appointment Types]

- Please enter using the table below as a reference.

* For details, please refer to "4.2.6 Proposal Submission Requirements".

ACT-X	Students	Those who are master's or doctoral course students at the start of their ACT-X research. (For ACT-X, there is no way to be an exclusive appointment researcher employed by JST.)
	Belonging to their affiliated institutions (Non-Student)	Those who belong to universities, research institutes or companies at the beginning of ACT-X research.

[Additional items in ACT-X]

- In the "Entries specific to the program" tab, enter the researcher's date of birth, gender, and date of doctoral degree for those who have obtained one. For those without a doctoral degree, enter the date and degree of the bachelor's degree. If you have taken prenatal/postnatal leave or childcare leave, include that period. Additionally, if the actual researcher (student, etc.) differs from the e-Rad ID holder, enter the actual researcher's name (in kanji and furigana). It is crucial to accurately state the date of degree acquisition, periods of prenatal/postnatal leave, and childcare leave, as these relate to the application requirements. Incorrect entries may result in the cancellation of selection after the application has been accepted. Ensure all information is entered correctly.

"Status of application and approved projects" tab

There is no need to input data into e-Rad.

- * Please write down into the "Disclosure of Funds" of the "Application Research Proposal Form" (CREST Form 7, PRESTO/ACT-X Form 6).

The screenshot shows the 'Status of applications and approved projects' tab selected in the e-Rad system. The tab is highlighted with a red box and an arrow pointing to the text 'No Input Required'.

Funding agency Funding program (Research period)	Title of call for application Project title (Principal Investigator Name Principal Research Institute Name)	Role	Research costs for Under application	Effort (%)	Reasons for applying for this research project in addition to other research funds and difference in research content.
(1)Research expenses under application					

6. Research Application Submission

- ① After carefully checking the input contents, click [Apply] at the bottom right of the screen.

Apply (Register new application)

Enter application details.
The input screen is divided into tabs. Click each tab to display the corresponding input fields.
*Complete all fields required in each tab and click "Register".

You can refer to and obtain the application proposal file (PDF) to be submitted by clicking the "Preview application content proposal" button. If you want to refer to and obtain the application proposal file (PDF) after submission, select the target application from the menu "Submitted Assignments> Assignment List".

Application Year./Title of call for Application	FY 2026 / CREST [xx xx PO] "xxxxxxx" Research Area
Project ID./Project title Required	/ Research on XX
Publish to Funding agency Required ?	<input type="radio"/> Open <input checked="" type="radio"/> NotOpen

Basic information Research costs/Project members Entries specific to the program Status of applications and approved projects

Basic information

Research period - start year to end year Required	Minimum research period:1years Maximum research period:6years (Start) 2026 to (End) 2031				
Research field (main) Required	Research contents Required <input type="text"/> <input type="button" value="Search Research contents"/> <input type="button" value="Clear"/>				
Keyword Required	<table border="1"><tr><td>Keyword</td><td>Delete</td></tr><tr><td><input type="text"/></td><td><input type="checkbox"/></td></tr></table> <input type="button" value="Add line"/> <input type="button" value="Delete selected line"/>	Keyword	Delete	<input type="text"/>	<input type="checkbox"/>
Keyword	Delete				
<input type="text"/>	<input type="checkbox"/>				

Enter research field (secondary) ①

- ② The following screen will be displayed, so click OK.
(It may take some time to complete.)

Question ✕

? Have you checked in the PDF the application content by pressing the "preview of the application content proposal" button? Are you sure you want to submit this content?
Press OK to complete the submission and send an email to the subject. To confirm the contents of the entry before registering, please press Cancel to

- ③ After ①, an alert may appear saying "The total amount is 100 million yen or more. Please check that the units of the amount you entered are correct." If there are no mistakes, click the [Apply] button again.

⚠ Total cost amount exceeds 100 million yen. Please check the unit of the cost amount to

Once the submission is complete, you will see the message "Application submitted successfully". The research proposal has now been submitted to JST. After submitting, please confirm that your application has been successfully completed as described in "Checking the application information status" as follows. Please note that CREST, PRESTO, and ACT-X do not require e-Rad approval from the affiliated institution.

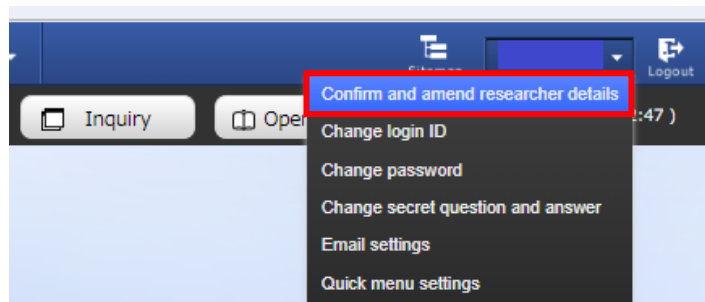
Reference information

■ In case of Research Integrity Error occurrence

If you receive the error message "Not possible to apply because there are researchers who have not taken the pledge regarding research integrity.", please register from "Confirm and amend researcher details". **Required for all researchers including Co-PIs of CREST.**

✖ Not possible to apply because there are researchers who have not taken the pledge regarding research integrity. (Number of errors: 1)

- ① Click [Confirm and amend researcher details] from the researcher's name pulldown displayed in the upper right corner of the e-Rad top screen.



- ② Click [Main research institution].



- ③ Enter the status of research funds outside of e-Rad and notification status to your position in the affiliated institution and check the "Reported" for "(3) Pledge status". If there is nothing declared on (1) or (2), please also check this "(3) Pledge Status" checkbox.

Status of research expenses outside e-Rad and status of notification to job titles and affiliated institutions

(1) Research expenses other than e-Rad

Kind of Contract	Partner institution(Country name of the partner institution) Funding system (Research period)	Research subject name	Budget amount	Effort (%)	Whether or not a confidentiality agreement concluded	Delete
Add line						Delete selected line

(2) Organizations you belong to and your positions (including concurrent positions, participation in a foreign recruitment program, position of professor emeritus without employment contract)

Side business, participation in a foreign recruitment program, or an emeritus professor without an employment contract, etc.	Location of partner institution	Delete
Add line		Delete selected line

(3) Pledge status

Information necessary to ensure transparency in all research activities in which you are involved, including support for facilities and equipment other than donations and funds. Are you properly reporting to your institution based on relevant regulations?

Reported


- ④ Click "Register".



■ **Application Information Status Check**

Please check the application type (status) of the submitted proposal from the quick menu [Manage submitted proposals]. If submitted successfully, the status will be displayed as "Distribution institution processing Application in progress". (There may be a time lag due to e-Rad processing.)

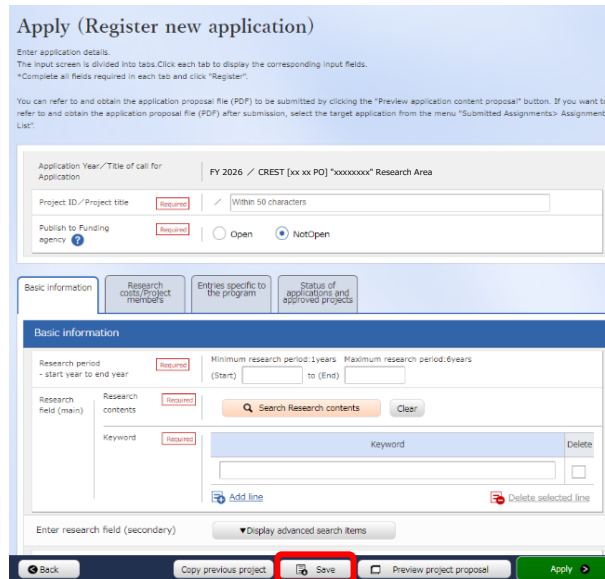
Research proposals that do not become "Distribution institution processing Application in progress" by the application deadline will be invalid. If the status of your application does not change to "Distribution institution processing Application in progress" despite the correct operation, please be sure to contact the contact information listed at the end of the Application Guidelines by the application deadline. If you contact us after the deadline, your application will be considered not to have been submitted and will not be considered for review, regardless of the reason.

Project year	Project ID	Title of call for Application	Application number	Research institution	Project status	Apply type (status)	Edit/Change request, result reports	Application content Proposal download
		Project title	Approval number	Principal investigator				
2026	26681634	CREST [xx xx PO] "xx xxxxxx" Research Area	26681634	testKenkyuKikanJST12	Application in progress	Distribution institution processing Application in progress	List	
		Research on XX	-	FURUTO TAKAKO				

■ About Temporarily Saving Application Information and Resuming Input

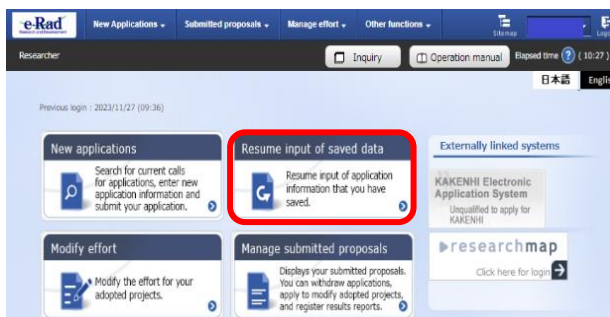
1. Temporarily Save

If you would like to temporarily save your application information while entering it, please click [Save] at the bottom of the screen.



2. Resume

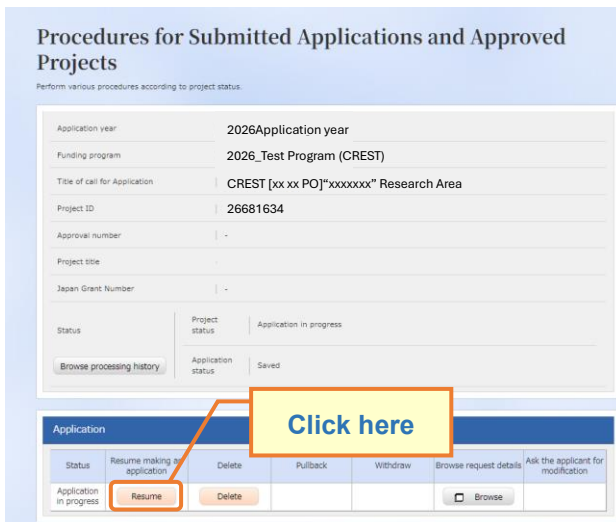
Click [Resume input of saved data] on the quick menu and search for the application you wish to apply for.



Click [List] button at Edit/Change request, result report to display the application information (editing) screen.

Project year	Project ID	Title of call for Application Project title	Application number Approval number	Research institution Principal investigator	Project status	Apply type (status)	Edit/Change request, result reports	Application content Proposal download
2026	26681634	CREST [xx xx PO] "xx xxxxxx" Research Area Research on XX	26681634	testKenkyuKik anJST12 FURUTO TAKAKO	Application in Progress	Application in Progress	List	

Please check the application project information and click [Edit].

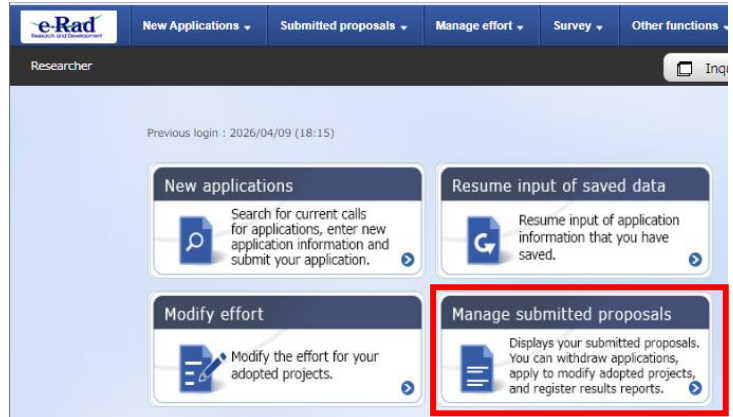


■ **About "Pulling Back" for Submitted Application Correction**

You can pull back and revise your research proposal up until the day before the application deadline.

*** Please do not "pull back" on the day of the application deadline.**

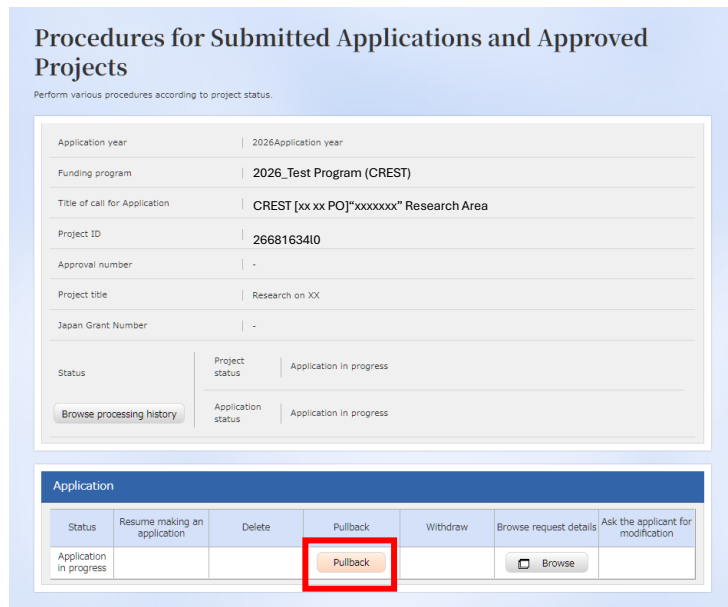
Click [Manage submitted proposals] button on the quick menu.



Search for the submitted application and click [List] button.

Project year	Project ID	Title of call for Application	Application number	Research institution	Project status	Apply type (status)	Edit/Change request, result reports	Application content Proposal download
		Project title	Approval number	Principal investigator				
2026	26898101	CREST [xx xx PO]"xxx xxx" Research Area Research on XX	26681634	testKenkyuKikanJST12 FURUTO TAKAKO	Application in progress	Distribution institution processing Application in progress	<input type="button" value="List"/>	

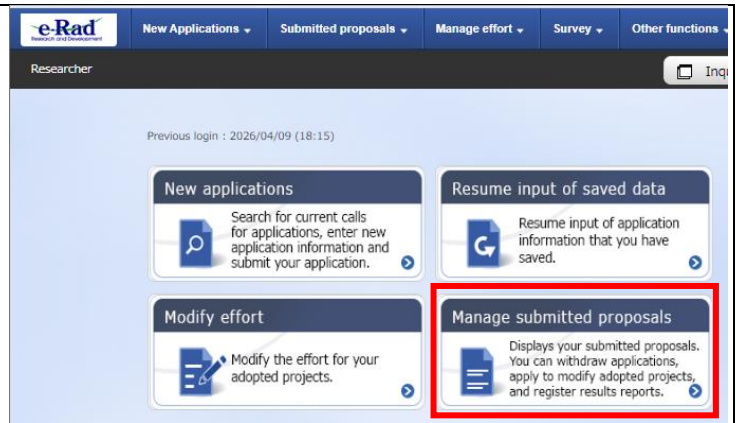
When the "Procedures for Submitted Applications and Approved Projects" screen is displayed, click the [Pullback] button.



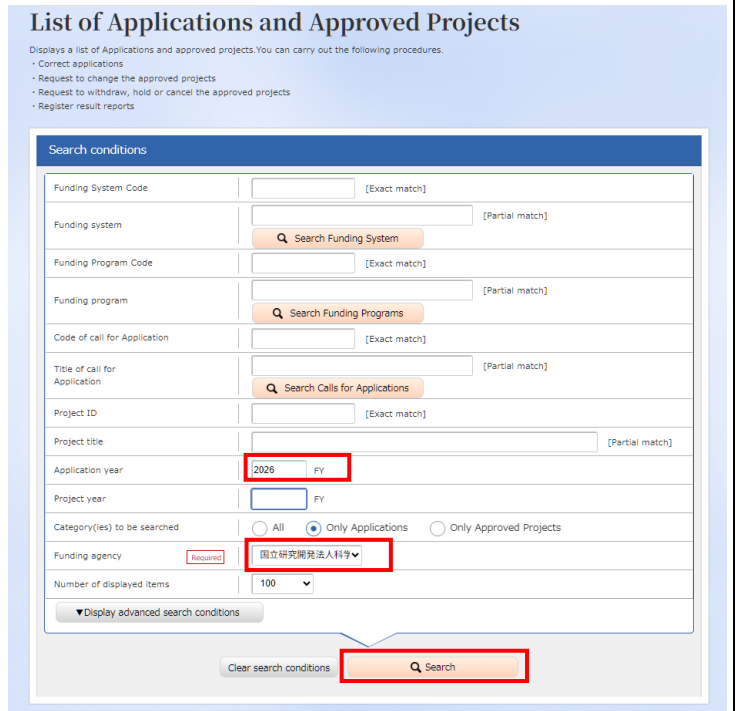
Once the pullback is complete, the proposal will be in a "Applicant processing Application in progress" state.

Project year	Project ID	Title of call for Application	Application number	Research institution	Project status	Apply type (status)	Edit/Change request, result reports	Application content Proposal download
		Project title	Approval number	Principal investigator				
2026	26898101	CREST [xx xx PO]"xxx xxx" Research Area Research on XX	26681634	testKenkyuKikanJST12 FURUTO TAKAKO	Applicant processing Application in progress		<input type="button" value="List"/>	

To resume your application in this status, please search for it under [Manage Submitted Proposals] in the quick menu.



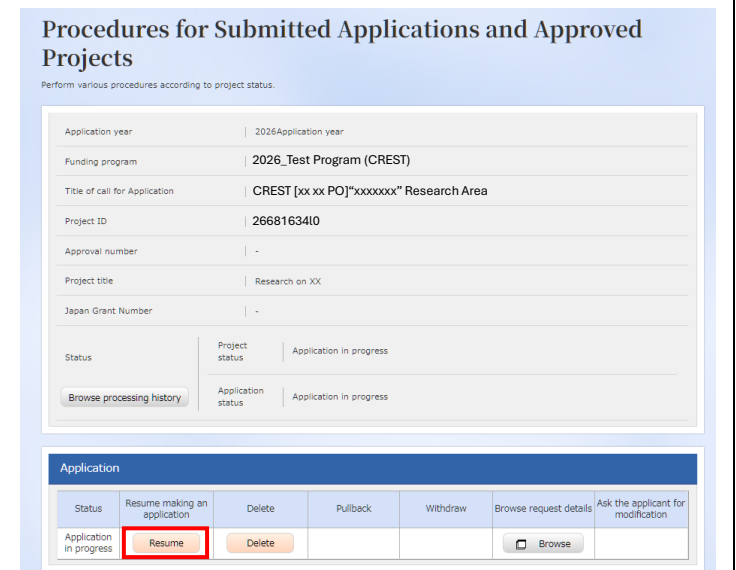
In the List of Applications and Approved Projects” form, enter '2026' for the application year and select '独立行政法人科学技術振興機構' (Japan Science and Technology Agency) in the Funding Agency field, and then click 'Search'.



Click “List” for the relevant project in the search results.


Project year	Project ID	Title of call for Application	Application number	Research institution	Project status	Apply type (status)	Edit/Change request, result reports	Application content-Proposal download
		Project title	Approval number	Principal investigator				
2026	26898101	CREST [xx.xx PO]*xxx xxxx” Research Area Research on XX	26681634	testKenkyuKik anJST12 FURUTO TAKAKO	Applica tion i n prog ress	Applica nt proc essing Applica tion in p rogress	List	

Confirm the Project information and click “Resume”




■ **Acceptance of Research Proposal by JST**

After the application deadline, if JST accepts the research proposal, the status of the application project information will change to "Received". It may take several days from the application deadline date to be marked as "Received".

Project year	Project ID	Title of call for Application	Application number	Research institution	Project status	Apply type (status)	Edit/Change request, result reports	Application content Proposal download
		Project title	Approval number	Principal investigator				
2026	26681634	CREST [xx xx PO] "xx xxxxxx" Research Area	26681634	testKenkyuKikanJST12	Application received	Application received	List	
		Research on XX	-	FURUTO TAKAKO				

■ **Regarding the rejection notification for the document review and interview selection through e-Rad**

Please check the "Project Status" display on e-Rad to confirm whether your application has been rejected from the document review (expected within 5 business days following the document review) or from the interview selection (expected in mid-September). We will not send email notifications to applicants.

Project year	Project ID	Title of call for Application	Application number	Research institution	Project status	Apply type (status)	Edit/Change request, result reports	Application content Proposal download
		Project title	Approval number	Principal investigator				
2026	26681634	CREST [xx xx PO] "xx xxxxxx" Research Area	26681634	testKenkyuKikanJST12	Not approved	-	List	
		Research on XX	-	FURUTO TAKAKO				

Reasons for rejection will be notified to applicants via email through the e-Rad system starting in mid-September.